



JC Machinery

SUNIGHT

excavatorhunter.com

307C

Hydraulic Excavator

Fixed Boom
Swing Boom



4M40E1 Engine

Flywheel Power

41 kW/54 hp

Operating Weight*

307C Fixed Boom

7210 kg

307C Swing Boom

8390 kg

Maximum Drawbar Pull

57 kN

Swing Torque

14 150 Nm

* With 2400 mm blade, one-piece boom, 2210 mm stick, 450 mm shoes and 0.6 m³ bucket

307C Hydraulic Excavators

The C Series incorporates innovations for improved performance and versatility.

Engine

The 307C is powered by the MMC 4M40 engine. This engine includes several design features which enhance performance, efficiency and reliability.

pg. 4

Hydraulics

The open-center, two-pump hydraulic system features pump flow control which improves fuel efficiency, ensures smooth controllability, reduces sound levels and extends component life.

pg. 5

Undercarriage and Blade

Rugged Caterpillar® undercarriage design and proven structural manufacturing techniques assure outstanding durability in the toughest applications. New grease lubricated tracks extend the undercarriage life.

pg. 6

Front Linkage

Designed-in flexibility to help bring higher production and efficiency to all jobs. pg. 7

Buckets, Quick Coupler and Work Tools

Ex-CWTS available buckets, quick couplers, multi-grapples, shears, and ex-CIPL available hammers – to provide a total solution package to the end-user. pg. 8

Better controllability, extended service, and a more comfortable operator station increase productivity and lower operating costs.

Fixed Boom





Operation Station

Larger, quieter, climate-controlled cab has excellent sightlines to the work area to help keep operator fatigue low and production up throughout the entire shift. **pg. 9**

Serviceability

Longer service intervals and easier maintenance results in better machine availability and lower owning and operating costs. **pg. 10**

Complete Customer Support

Your Cat dealer offers a wide range of services that can be set up under a customer support agreement when you purchase your equipment. The dealer will help you choose a plan that can cover everything from machine and attachment selection to replacement. **pg. 11**

The 307C Swing Boom version was designed for ultimate versatility. Swing the boom in one direction and the upper in the opposite direction to dig up alongside buildings or walls. The boom's swing joint is designed so that it can be used with hydraulic tools like hammers or with the long stick.

Swing Boom



Engine

The four cylinder engine is built for power, reliability, economy and low emissions.

JC Machinery SUNIGHT
excavatorhunter.com



4M40-E1 Engine. The Mitsubishi Motors Corporation (MMC) 4M40-E1 Engine offers improved thermal efficiency with low fuel consumption and reduced low engine sound levels and vibration.

Cylinder Block. The cylinder block is cast iron for improved wear resistance. The upper part is laser hardened to reduce oil consumption and internal component wear.

Pistons. Heat resistant aluminum alloy pistons have a short compression height, reducing weight and improving efficiency. The piston ring set consists of three rings, which are treated for wear resistance.

Low Fuel Consumption. The 4M40-E1 engine features low fuel consumption, improved thermal efficiency and reduced friction resistance between piston and liners.

Maintenance. To make daily maintenance easy, the oil level gauge, oil filter, fuel filter and priming pump are located on the left side of the engine.

Crankshaft. For durability and high reliability the surface of the crankshaft journals and pins are induction hardened to reduce wear.

Cooling. A large diameter fan and full length, water-cooled engine cylinders, combined with excellent thermal efficiency, help prevent overheating, prolong engine life and ensure the ability to operator at high temperatures and under heavy loads.

Hydraulics

Caterpillar hydraulics deliver power and control to keep material moving at high volume.

Component Layout. The 307C hydraulic system was designed to provide a high level of efficiency. With all major components located close together, shorter tubes and lines are needed, resulting in less friction loss in the lines and reduced pressure drops.

Hydraulic Cross Sensing System.

Improves productivity with faster implement speeds and quicker, stronger pivot turns.

Pilot System. Increased pilot hydraulic pressure provides better control to the front linkage, swing and travel operations.

Controllability. The hydraulic system offers precise control to the 307C, reducing operator fatigue, improving operator effectiveness and efficiency, which ultimately translates into enhanced performance.

Pump Flow. Pump flow decreases when controls are in neutral for reduced fuel consumption and sound.

Auxiliary Hydraulic Valve.

The auxiliary hydraulic valve is standard on the 307C for use with optional hydraulic circuits.

Stackable Valves. Up to two additional control valves can be added to the main control valve of the 307C (only one on the 307C Swing Boom) to run additional tools.



Auxiliary Hydraulics. For further versatility, a dedicated hammer (single function), thumb (double function) and combined auxiliary hydraulics are offered on the 307C.

Hydraulic Cylinder Snubbers.

Hydraulic cylinder snubbers at rod-end of boom cylinders and both ends of stick cylinders cushion shocks, reduce sound and increase cylinder life.

Undercarriage and Blade

Durable undercarriage absorbs stresses and provides excellent stability.

JC Machinery SUNIGHT
excavatorhunter.com



Structures. Proven structural manufacturing techniques, assure outstanding durability and service life from these important components.

Carbody Design and Track Roller

Frames. X-shaped, box-section carbody provides excellent resistance to torsional bending. Robot-welded track roller frames are press-formed, pentagonal units to deliver exceptional strength and service life.

Rollers and Idlers. Sealed and lubricated track rollers, carrier rollers and idlers provide excellent service life, to keep the machine in the field longer.

Grease-lubricated Track (GLT).

It delivers longer track link and inner bushing life. GLT also reduces travel noise and reduces potential for frozen track joints.

Travel Motors. Automatic speed selection enables the machine to automatically change up and down from high and low speeds in a smooth, controlled manner.

Idler Guard. An idler guard, which is integral to the track roller frame is standard. This guard helps maintain track alignment while traveling or working on slopes.

Blades. Cutting edges on the blades are now replaceable and reversible. With the blade, the 307C can doze, backfill trenches, level working space and speed site cleanup.

Segment-type Rubber Track. Available as an attachment, the segment-type rubber track is available for use in urban areas. It helps prevent damage to concrete and other road surfaces.

Front Linkage

Designed-in flexibility to help bring higher production and efficiency to all jobs.

Front Linkage. Front linkage variations on the 307C allows the use of two booms, two sticks, and five buckets. Using these combinations improves the general-purpose versatility of the excavator by suiting it to a diverse range of applications. The 307C Swing Boom provides further versatility to meet the needs of any job.

One-Piece Boom. The one-piece boom, measures 3700 mm with a fabricated box-section design. The 307C boom uses high-tensile steel for upper, lower and side plates and is robot welded for consistent quality.

Swing Boom. The swing boom has a fabricated box-section design and high-tensile strength steel for upper, lower and side plates and is robot-welded for consistent quality. The boom swings to the left 60 degrees and to the right 69 degrees, allowing for side ditch digging against walls, fences or other obstacles.

Construction. Built for performance and long service life, Caterpillar booms and sticks are large, welded, box-section structures with thick, multi-plate fabrications in high-stress areas.



Buckets. High tensile strength steel is used in high-stress areas for excellent wear and shock resistance. The side plates are tapered to prevent contact of the bucket sidewalls during trenching operations.

Linkage Bearings. New bearing technology has extended the front linkage greasing intervals for all bearings, up to 1000 hours for the boom and stick and up to 100 hours for the bucket.

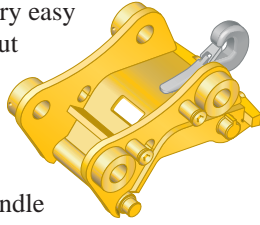
Buckets, Quick Couplers and Work Tools

The 307C has designed-in flexibility to help bring total solutions for efficiency to your jobs.

Quick Couplers. Caterpillar Quick Couplers enable the operator to simply release one work tool and pick up another. Your hydraulic excavator becomes highly versatile. To suit your business and application needs, Caterpillar offers two different types of Quick Couplers.

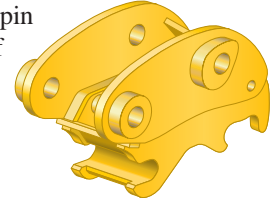
CW-Series Dedicated Quick Coupler. The dedicated CW-Series quick coupler enables a quick tool exchange while maintaining top machine performance. It is available in a hydraulic and spindle version.

- The hydraulic version is available in a standard and a narrow version and makes it very easy for the operator to switch tools without having to leave the cab.
- The spindle version is a user-friendly mechanical version that can later be easily converted into the hydraulic version if required. The spindle version is also available in the narrow and standard version.
- A lifting hook is added to the dedicated Quick Coupler for maximum lift capacity.



Pin Grabber Plus Quick Coupler. This hydraulically controlled Pin Grabber Plus quick coupler makes changing buckets and other popular work tools simple and fast. The Pin Grabber Plus coupler mounts to the end of the stick and allows buckets, clamshells and other work tools to be used with little or no modification.

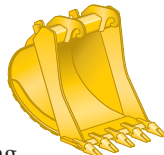
- Each model fully adjusts to different pin spreads of various tools regardless of manufacturer – it is the only coupler that accommodates a wide range of work tool makes and models.
- Pin-on assembly makes coupler installation and removal fast and easy.
- Coupler retains the same bucket opening and closing angles.
- Buckets can be reversed for greater flexibility when working around and under obstructions.
- Integrated lift eye.




Quick Coupler hydraulic Circuits for CAT 307C are available as retrofit kits. Caterpillar offers two kits that are dedicated to CW and Pin Grabber Plus coupler. Ask your Cat dealer for more specific information.

Buckets. A wide variety of buckets help optimize machine performance. Purpose designed and built to Caterpillar's high durability standards.

Excavation Bucket. Digs and loads soft to medium materials such as clay and earth. Features weld on tip adapters, hardened cutting edge and side bars.



Extreme Excavation Bucket. Digs and loads compact/abrasive materials like earth/rock, sand/clay, sand/gravel, coal, chalk and low abrasion ores. Features abrasion resistant steel for all wear parts.



Ditch Cleaning Bucket. Wide, light bucket used mainly with long reach configurations to clean waterbeds and banks.



Work Tools. Work Tools for 307C are only available ex Caterpillar Work Tools & Services (NL) and ex Caterpillar Impact Products Ltd. (UK). For any specific work tools needs not covered in machine price list please contact your local dealer.

Shear. Caterpillar's steel cutting shear S305 meets your requirements in scrap recycling as well as primary demolition and offers excellent flexibility.

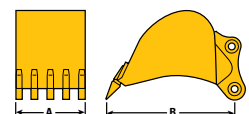
Multi-Grapple. The Multi-Grapple VRG10 is the ideal tool for stripping, sorting, handling and loading.

Hammer. The Cat hammers H70 and H90C provide the perfect match for maximal life, efficiency and productivity.

Bucket Specifications

Contact your Caterpillar dealer for special bucket requirements.

		Excavation					Extreme Excavation				
A Bite width	mm	300	450	600	750	850	300	450	600	750	800
B Tip radius	mm	1070	1070	1070	1070	1070	1070	1070	1070	1070	1070
Capacity	m ³	0.09	0.16	0.23	0.30	0.35	0.09	0.16	0.23	0.30	0.33
Weight	kg	141	168	191	208	222	146	174	197	228	242



Operation Station

Designed for simple, easy operation, the 307C operator station allows the operator to focus on production.

Redesigned Interior Layout.

Redesigned cab layout emphasizes simplicity and ease of use. Right-hand wall and console provide easy access to all switches, dials and controls.

Monitor. New, compact monitor enhances viewing from the operator's seat while displaying a variety of easy to read and understand information.

Seat. A new seat with a two-tone color offers two types of cushions - soft and hard - for operator comfort. The reclining knob is located at the right-side of the seat for easier reclining adjustment.

Console. Redesigned consoles for simplicity and functionality. Both consoles have attached adjustable armrests.

Automatic Climate Control.

Fully automatic climate control adjusts temperature and flow and determines which air outlet is best in each situation.

Travel Controls. A large rubber-covered footrest at the side of the travel pedals allows the foot to easily grip the pedal. The travel lever stroke and force have been enhanced to improve the 307C's fine controllability, making the machine easier to operate.

Boom Swing Control Pedal. The 307C boom swing control is actuated by the foot pedal, conveniently located to the right of the travel pedal.

Hydraulic Actuation Control Lever.

For easy access, the larger hydraulic actuation control lever is attached to the cab floor.



Viewing. Window glass is affixed directly to the cab, eliminating window frames which interfere with the operator's viewing area. A larger right-side window also enhances viewing.

Windshield. The upper front windshield opens, closes and stores on the roof above the operator. Grips on the mid-lower part of the front windshield make opening easy.

Upper Cab Door Window.

The upper cab door window slides open, providing extra ventilation and allowing communication with people outside.

Cab Exterior. The cab is newly designed and enlarged using asymmetrical steel tubing for improved resistance to fatigue and vibration. Falling Object Guard System (FOGS) may be bolted directly to the cab.

Cab Mounts. The cab shell is attached to the frame with improved viscous mounts, reducing vibration and sound.

Wiper. With continuous and intermittent modes, the wiper is positioned on the right cab pillar, to further improve the operator's viewing area.

Serviceability

Simplified service and maintenance features save you time and money.

JC Machinery SUNIGHT
excavatorhunter.com



Extended Service Interval. 307C service and maintenance intervals have been extended to reduce machine service time and increase machine availability.

Ground-level Maintenance. All daily maintenance areas are situated where they can be easily reached from ground level.

Engine Inspection. The engine can be accessed from the upper structure or from under the machine. A steel wall separates the engine and pump compartments.

Radiator and Pump Compartment. Opening the engine hood allows easy access to the engine radiator, engine oil cooler, pump and pilot filter. A reserve tank and drain cock are attached to the radiator to simplify maintenance.

Fuel-Water Separator. The water separator has a primary fuel filter element and is located in the radiator compartment for easy access from the ground.

Air Filter. The 307C features a Cat radial seal for superior cleaning efficiency.

Grease Lubricated Track. Grease lubricated seals protect the track link and deliver long track link pin and bushing inner wear life.

Fan Guard. Engine radiator fan is completely enclosed by fine wire mesh, reducing the risk of an accident.

Anti-Skid "Punched-Star" Plate. Anti-skid punched star plate covers top of storage box to prevent slipping during maintenance. The plate can be removed for cleaning.

DT Electrical Connectors. 307C DT electrical connectors are water and vibration resistant, which improves electrical system reliability.

Handrail and Step. Large handrails and steps assist operator in climbing on and off the machine.

Complete Customer Support

Cat dealer services help you operate longer with lower costs.

JCMachinery SUNIGHT
excavatorhunter.com

Services. Customer Service is critical today in every business. That's why so many people buy Cat equipment. They know they are getting quality reliability and performance backed-up with the best Customer Service. Your Caterpillar dealer offers a wide range of services that can be set up under a Customer Support Agreement. The dealer will help you choose a plan that can cover the whole machine including work tools, to help you to get the best out of your investment.

Product Support. You will find a solution for your parts requirements at your dealer. Cat dealers utilize a worldwide network to find in-stock parts to minimize downtime. In addition your dealer can offer alternative solutions like Reman, Classic Parts and quality used parts to save money on original Caterpillar components.

Service Capability. Whether in the dealer's fully equipped shop or in the field, you will get highly trained service technicians using the latest technology and tools.

Maintenance. More and more equipment buyers are planning for effective maintenance before buying equipment. Choose from your dealer's wide range of maintenance services at the time you purchase your machine. Repair option programs guarantee the cost of repairs up front. Diagnostic programs such as S•O•SSM Fluid analysis and Technical Analysis help you avoid unscheduled repairs.

Selection. Make detailed comparisons of the machines you are considering before you buy. How long do components last? What is the cost of preventive maintenance? Your Cat dealer can give you precise answers to these questions to make sure you operate your machines at the lowest cost.



Purchase. Consider the financing options available as well as day-to-day operating costs. This is also the time to look at dealer services that can be included in the cost of the machine to yield lower equipment and owning and operating costs over the long run.

Operation. Improving operating techniques can boost your profits. Your Cat dealer has training material and ideas to help you increase productivity.

Replacement. Repair, rebuild or replace? Your Cat dealer can help you evaluate the cost involved so you can make the right choice.

Engine

Engine	4M40-E1
Gross Power	41 kW/55 hp
Net Power	
ISO 9249	41 kW/54 hp
EEC 80/1269	41 kW/54 hp
Bore	95 mm
Stroke	100 mm
Displacement	2.8 liters
Cylinders	4

- Net power advertised is the power available at the flywheel when the engine is equipped with fan, air cleaner, muffler, and alternator.
- No engine derating required below 2300 m altitude.
- The 307C engine meets Stage II EU Emission Directive 97/68/EC.

Hydraulic System

Main Implement System	
Maximum Flow (2x)	64 l/min
Maximum Pressure	
Implements	27 460 kPa
Travel	31 380 kPa
Swing	19 610 kPa
Pilot System	
Maximum flow	18.7 l/min
Maximum pressure	4120 kPa
Blade	
Maximum Flow	34 l/min
Maximum Pressure	20 600 kPa
Boom Cylinder	
Bore	110 mm
Stroke	998 mm
Stick Cylinder	
Bore	90 mm
Stroke	932 mm

Sound

Operator Sound

The operator sound level measured according to the procedures specified in ISO 6396 is 73 dB(A), for cab offered by Caterpillar, when properly installed and maintained and tested with the doors and windows closed.

Exterior Sound

The labeled spectator sound power level measured according to the test procedures and conditions specified in 2000/14/EC is 100 dB(A).

Drive

Maximum Travel Speed	5.3 km/h
Maximum Drawbar Pull	57 kN

Swing Mechanism

Swing Speed	11 rpm
Swing Torque	14.15 kNm

Operating Weight

With one-piece boom, long stick, 450 mm shoes, 0.6 m³ bucket and 2400 mm blade

Fixed Boom	7210 kg
Swing Boom	8390 kg

Service Refill Capacities

	Liters
Fuel Tank	135
Cooling System	15.5
Engine Oil	11.2
Swing Drive	1.5
Final Drive (each)	1.3
Hydraulic system (including tank)	94
Hydraulic tank	57

Track

Caterpillar designed and built track-type undercarriage and track shoes.

	Ground Pressure
Standard triple grouser shoes	
450 mm	36 kPa
600 mm	27 kPa
Optional rubber track shoes	
450 mm	31 kPa

770 mm and 800 mm shoes are available as custom attachments.

Attachment Weights

	kg
Blade	
2300 mm	500
2400 mm	510
600 mm steel shoes	170
450 mm segmented rubber track	43
Swivel Guard	17
Single-function auxiliary hydraulics	13
Boom lines	31
Stick lines	15

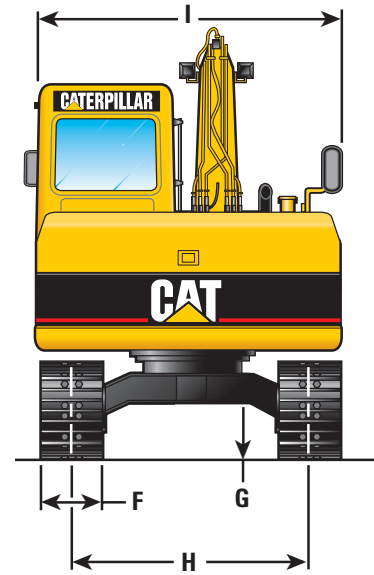
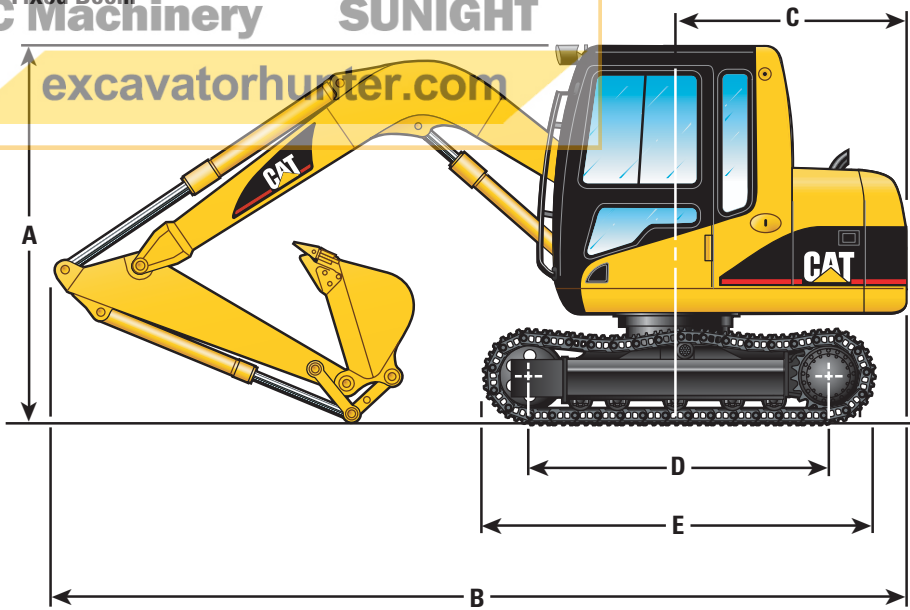
Dimensions

All dimensions are approximate. Machine dimensions with 1665 mm stick and 450 mm shoes.

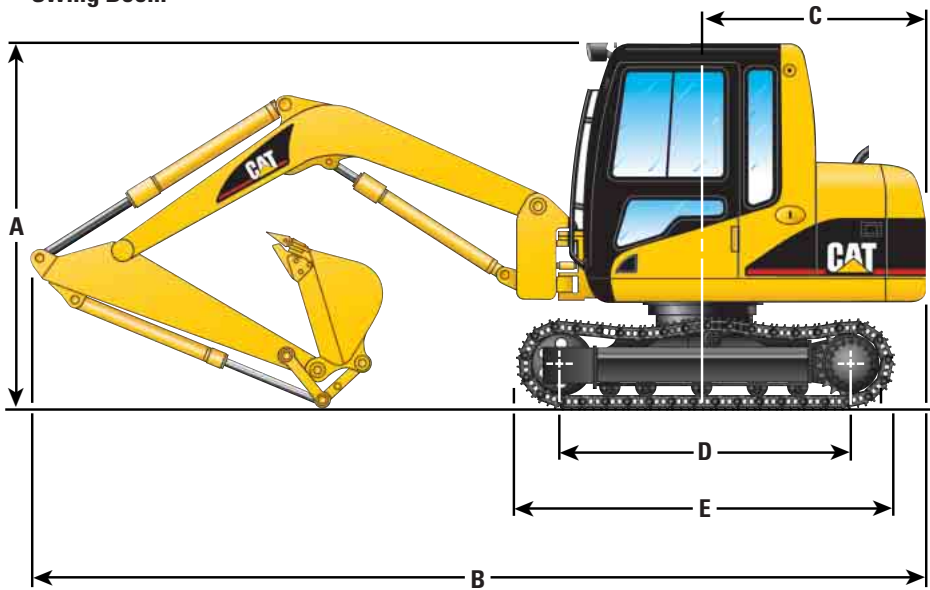
Fixed Boom
JC Machinery

SUNIGHT

excavatorhunter.com



Swing Boom

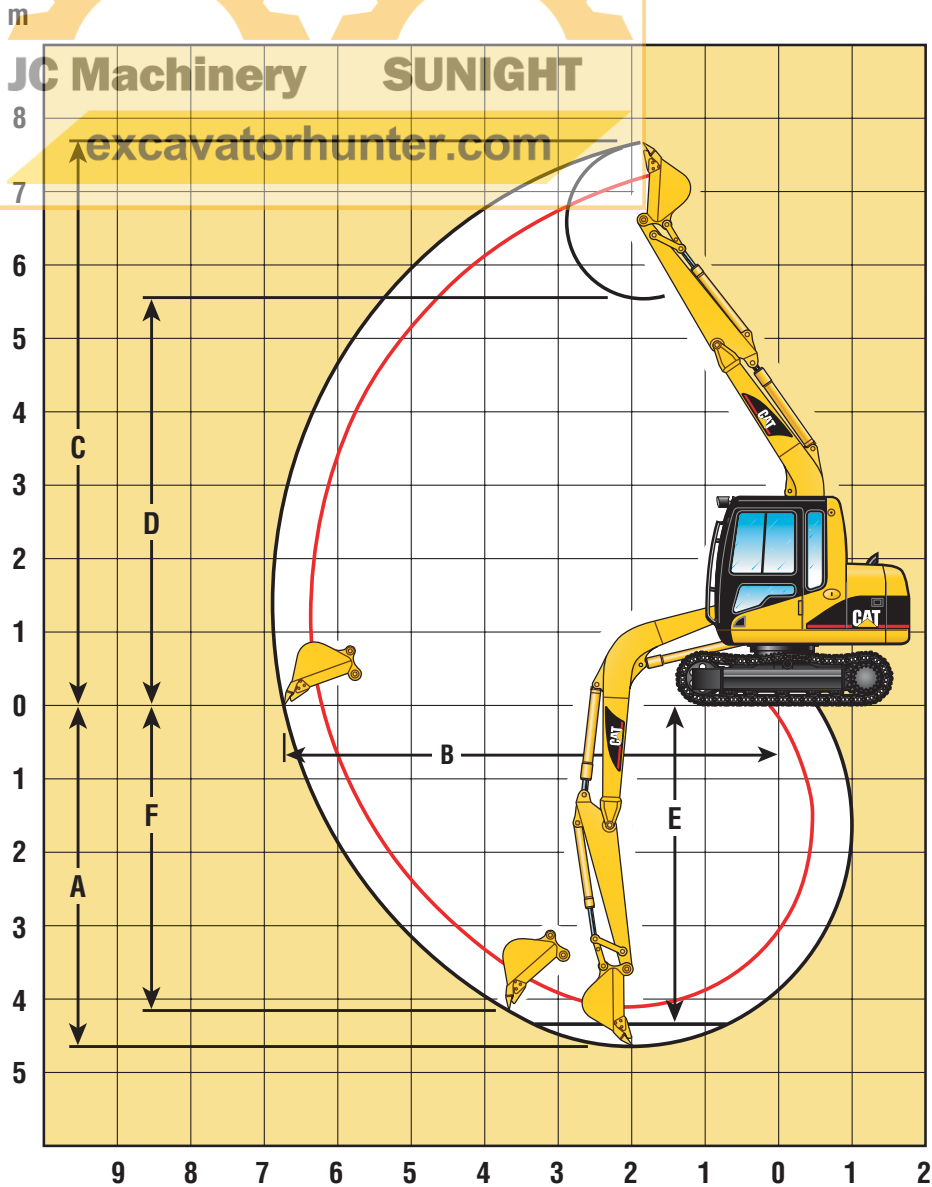


	mm
A Shipping height*	2630
B Shipping length	
Fixed boom	6070
Swing boom	6790
C Tail swing radius	1750
D Length to centers of rollers	2120
E Track length	2760
F Track shoe width	450
G Ground clearance	380
H Track gauge	1750
I Transport width	2290

* 2780 mm with 2210 mm stick
(at transport position)

Working Ranges with One-piece boom

All dimension are approximate.



Stick	mm	1655	2210
A Maximum Digging Depth	mm	4110	4650
B Maximum Reach at Ground Level	mm	6200	6720
C Maximum Cutting Height	mm	7290	7690
D Maximum Loading Height	mm	5150	5560
E Maximum Digging Depth 2.44 m Level Bottom	mm	3770	4350
F Maximum Vertical Wall Digging Depth	mm	3640	4160
Digging Forces			
Bucket Forces (ISO 6015)	kg	3560	3130
Stick Forces (ISO 6015)	kg	4460	4460

Lift capacities with One-piece boom (blade down)

All weights are in kg.

Medium Stick – 1670 mm















Bucket – 0.75 m³

Shoes – 450 mm

JC Machinery

SUNIGHT















excavatorhunter.com

	1.5 m		3.0 m		4.5 m		6.0 m		7.5 m				m	
														
6.0 m												*700	*700	3.70
4.5 m												*600	*600	5.25
3.0 m												*550	*550	5.93
1.5 m												*600	*600	6.08
Ground												*700	*700	5.78
-1.5 m	*3700	*3700										*900	*900	4.93
-3.0 m												*1700	*1700	3.26

Medium Stick – 1670 mm

Bucket – 0.75 m³















Shoes – 600 mm

	1.5 m		3.0 m		4.5 m		6.0 m		7.5 m				m	
														
6.0 m												*700	*700	3.70
4.5 m												*600	*600	5.25
3.0 m												*550	*550	5.93
1.5 m												*600	*600	6.08
Ground												*700	*700	5.78
-1.5 m	*3700	*3700										*900	*900	4.93
-3.0 m												*1700	*1700	3.26

Long Stick – 2210 mm

Bucket – 0.6 m³















Shoes – 450 mm

	1.5 m		3.0 m		4.5 m		6.0 m		7.5 m				m	
														
6.0 m												*750	*750	4.57
4.5 m												*650	*650	5.85
3.0 m												*650	*650	6.45
1.5 m												*650	*650	6.59
Ground												*750	700	6.32
-1.5 m	*3050	*3050										*950	850	5.57
-3.0 m	*4500	*4500										*1200	*1200	4.02

Long Stick – 2210 mm

Bucket – 0.6 m³

Shoes – 600 mm

	1.5 m		3.0 m		4.5 m		6.0 m		7.5 m				m	
														
6.0 m												*750	*750	4.57
4.5 m												*650	*650	5.85
3.0 m												*650	*650	6.45
1.5 m												*650	*650	6.59
Ground												*750	700	6.32
-1.5 m	*3050	*3050										*950	850	5.57
-3.0 m	*4500	*4500										*1200	*1200	4.02



Load Point Height



Load Radius Over Front



Load Radius Over Side



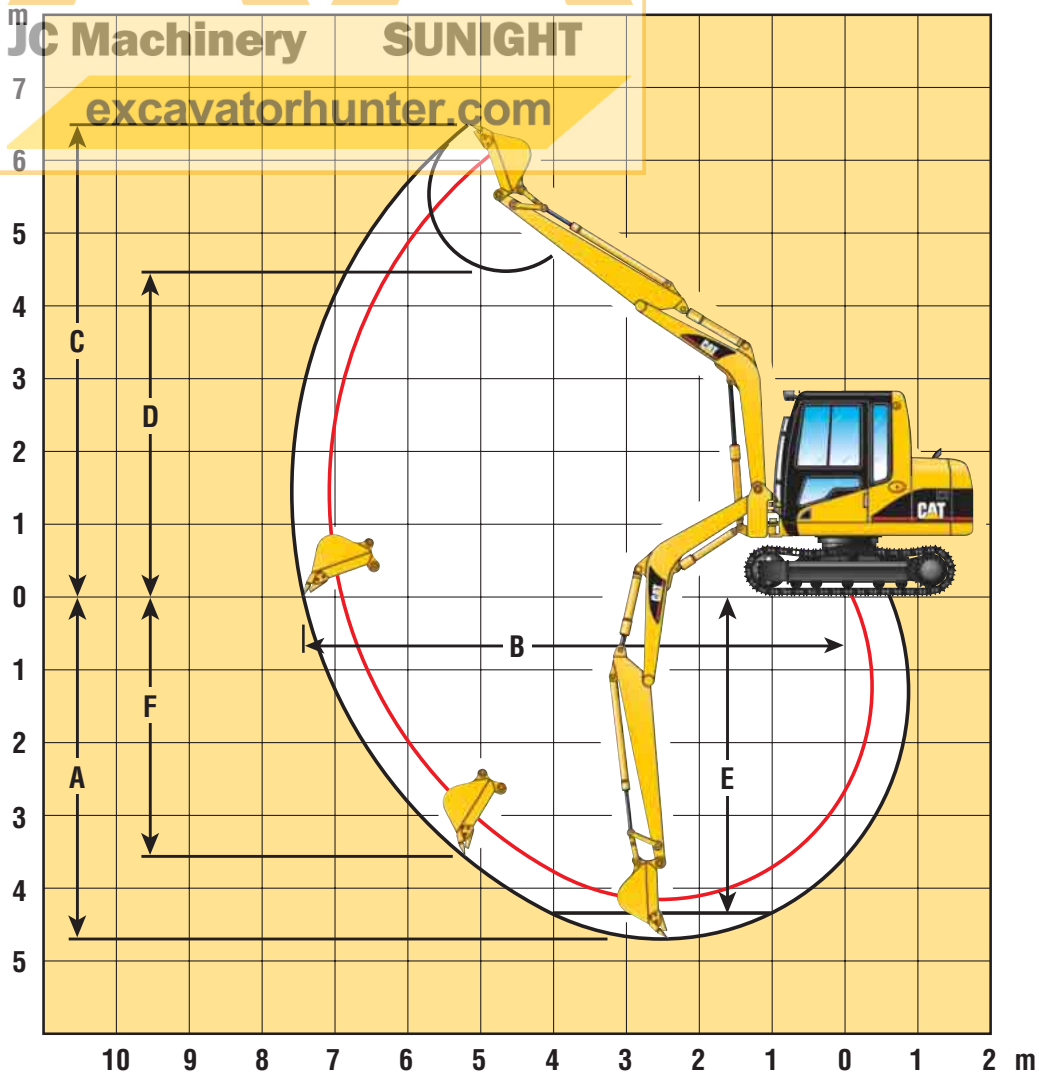
Load at Maximum Reach

* Limited by hydraulic rather than tipping load.

The above loads are in compliance with hydraulic excavator lift capacity ratings standard ISO 10567, they do not exceed 87% of hydraulic lifting capacity or 75% of tipping capacity. Weight of all lifting accessories must be deducted from the above lifting capacities.

Working Ranges with Swing Boom

All dimension are approximate.



Stick	mm	1665	2210
A Maximum Digging Depth	mm	4160	4700
B Maximum Reach at Ground Level	mm	6890	7420
C Maximum Cutting Height	mm	6180	6490
D Maximum Loading Height	mm	4160	4450
E Maximum Digging Depth 2.44 m Level Bottom	mm	3760	4340
F Maximum Vertical Wall Digging Depth	mm	3000	3580
Digging Forces			
Bucket Forces (ISO 6015)	kg	3560	3130
Stick Forces (ISO 6015)	kg	4460	4460

Lift capacities with Swing boom (blade down)

All weights are in kg.

Medium Stick – 1670 mm















Bucket – 0.75 m³

Shoes – 450 mm

JC Machinery

SUNIGHT















excavatorhunter.com

	1.5 m		3.0 m		4.5 m		6.0 m		7.5 m					
													m	
6.0 m														
4.5 m														
3.0 m					*1400	*1400						*800	*800	5.97
1.5 m					*2100	1350	*1650	850				*850	700	6.86
Ground			*2800	2250	*2750	1250	*1650	800				*1050	700	6.52
-1.5 m	*3250	*3250	*5400	2300	*2900	1250						*1500	950	5.53
-3.0 m			*4100	2400								*3500	1800	3.62

Medium Stick – 1670 mm

Bucket – 0.75 m³















Shoes – 600 mm

	1.5 m		3.0 m		4.5 m		6.0 m		7.5 m					
													m	
6.0 m														
4.5 m														
3.0 m					*1400	*1400						*800	*800	5.97
1.5 m					*2100	1350	*1650	850				*850	700	6.86
Ground			*2800	2300	*2750	1300	*1650	850				*1050	750	6.52
-1.5 m	*3250	*3250	*5400	2350	*2900	1250						*1500	950	5.53
-3.0 m			*4100	2450								*3050	1850	3.62

Long Stick – 2210 mm

Bucket – 0.6 m³















Shoes – 450 mm

	1.5 m		3.0 m		4.5 m		6.0 m		7.5 m					
													m	
6.0 m														
4.5 m														
3.0 m							*1150	900				*750	650	7.23
1.5 m					*1750	1350	*1450	850				*800	600	7.38
Ground			*2800	2250	*2500	1250	*1750	800				*950	*600	7.07
-1.5 m	*2450	*2450	*4550	2200	*2850	1200						*1300	750	6.22
-3.0 m	*4500	*4500	*4800	2300								*2150	1350	4.36

Long Stick – 2210 mm

Bucket – 0.6 m³

Shoes – 600 mm

	1.5 m		3.0 m		4.5 m		6.0 m		7.5 m					
													m	
6.0 m														
4.5 m														
3.0 m							*1150	900				*750	650	7.23
1.5 m					*1750	1400	*1450	850				*800	600	7.38
Ground			*2800	2300	*2500	1300	*1750	850				*950	650	7.07
-1.5 m	*2450	*2450	*4550	2250	*2850	1250						*1300	800	6.22
-3.0 m	*4500	*4500	*4800	2350								*2150	1400	4.36



Load Point Height



Load Radius Over Front



Load Radius Over Side



Load at Maximum Reach

* Limited by hydraulic rather than tipping load.

The above loads are in compliance with hydraulic excavator lift capacity ratings standard ISO 10567, they do not exceed 87% of hydraulic lifting capacity or 75% of tipping capacity. Weight of all lifting accessories must be deducted from the above lifting capacities.

Standard Equipment

Standard equipment may vary. Consult your Caterpillar dealer for specifics.

Alternator, 35-amp	Counterweight
Blade, 2400 mm	Door and cap locks, one key
Boom lowering device (accumulator)	Fully opening rear hood
Boom drift reducing valve	Hydraulic valve port, auxiliary
Brake, automatic swing holding	Light;
Cab, sound suppressed, includes:	frame, right-side
adjustable arm rest	Mirror, right-hand side
antenna	One touch low idle
ash tray	Pillar mounted wiper
beverage holder	Reverse swing damping valve
cigar lighter	Straight travel circuit
coat hook	Tool box
dial-type throttle	Track, 450 mm shoes
floor mat	Track guiding guards, idlers
horn, front	Two-speed travel
hydraulic system neutralizing lever	Windows:
joysticks, pilot-operated	main windshield wiper and washer
KAB 528P/C seat with suspension,	right and rear windows,
four way adjustable without	polycarbonate
head rest	sliding door window, tempered glass
lighting, interior	windshield, two-piece:
literature compartment	upper, retractable laminated glass
monitoring system	lower, tempered glass
openable front window	Water separator, fuel line
radio mounting (with 12V connector)	
removable lower windshield with	
storage bracket inside cab	
roof hatch	
seat belt	
travel control pedals with removable	
hand levers	

Optional Equipment

Optional equipment may vary. Consult your Caterpillar dealer for specifics.

Alarm, travel

Boom, lowering control device

Boom, one-piece with left side light

Boom, swing

Bucket linkage

swivel guard

Guard, cab top

Hydraulic arrangements, auxiliary:

single-function capability

double-function capability

combined single and double function capability

Hydraulic lines, auxiliary:

sticks

boom

Lights:

boom, right

working, cab-mounted (2)

Operator environment:

air conditioner

Power Supply, 12V 5Amp

Side cutters

Seats, suspension:

KAB 527P/C high back seat with suspension, console adjustment, head rest

Headrest for KAB 528P/C, T8P/C

Stick:

2210 mm

1665 mm

Track, 600 mm shoes

Segment rubber track, 450 mm