



**325B L
330B L
345B L**
Ultra-high Demolition



	325B L	330B L	345B L
Cat® turbocharged engine	3116 TA	3306 TA	3176C ATAAC
Gross power	132 kW/177 hp	176 kW/236 hp	233 kW/312 hp
Flywheel power	125 kW/168 hp	165 kW/222 hp	216 kW/290 hp
Operating weight range	30 000 to 40 000 kg	36 700 to 45 140 kg	48 000 to 59 000 kg
Work tool	2300 kg	2300 to 3000 kg	2300 to 3000 kg

JC Machinery
excavatorhunter.com

325B L, 330B L and 345B L Ultra-high Demolition

Heavy-Duty purpose designed and built for your demolition job.

Hydraulics

Auxiliary hydraulic flow control offers 4 programmable settings to precisely match hydraulic tool requirements. **pg. 3**

Undercarriage

Caterpillar® excavator undercarriage is stable, durable and low maintenance. Optional heavy-duty hydraulic variable undercarriage allows usage of heavier demolition tool. **pg. 3**

Operator Station

Roomy, quiet, automatically climate controlled cab has excellent sightlines to the work tool. **pg. 4-5**

Upper frame and counterweight

Heavy-duty upper frame handles increased loads and movements. Additional counterweight provides maximum stability throughout the recommended working range. **pg. 6**

Booms, sticks and working tools

3-piece Ultra-high Demolition front reaches 17.1 m on 325B, 21 m on 330B and 22.8 m on 345B. Optional retrofit boom nose and demolition sticks for demolition at lower heights or normal digging turn your machine into a true all-rounder. Caterpillar demolition tools are built to optimize the excavator/tool system. **pg. 7**

Cat '5 Star Customer Service'

Turns your investment into profit, from purchase to resale through:

- Equipment Management Services for optimum profit
- Maintenance Services for equipment protection
- Predictive Services for optimum machine availability
- Reconditioning Services for lower repair cost
- Your Caterpillar dealer parts support for satisfaction and peace of mind **pg. 23**



JC Machinery

SUNIGHT

excavatorhunter.com

Hydraulics

Auxiliary flow is programmable for ease of switching hydraulic tools.

Dramatically increased control responsiveness aids operation and improves controllability at higher heights.

- Control movements are better matched to hydraulic action for improved operator performance.
- Improved swing damping restrains drift and improves positioning reducing operator fatigue.
- Pilot pump flow is dramatically increased for superior multi-function actuation control.

Fine swing control cushions swing start and stop for better implement control.



Auxiliary hydraulic flow control system provides four programmable flow presets to precisely match hydraulic tool requirements. 2 presettings are available for 2-way hydraulic tools as rotating crushers and steel shears; the other 2 available presettings are reserved for 1-way hydraulic tools as hammers.




Undercarriage

Durable undercarriage absorbs stresses and provides excellent stability.

The L undercarriage provides a stable and rugged working platform for demolition.

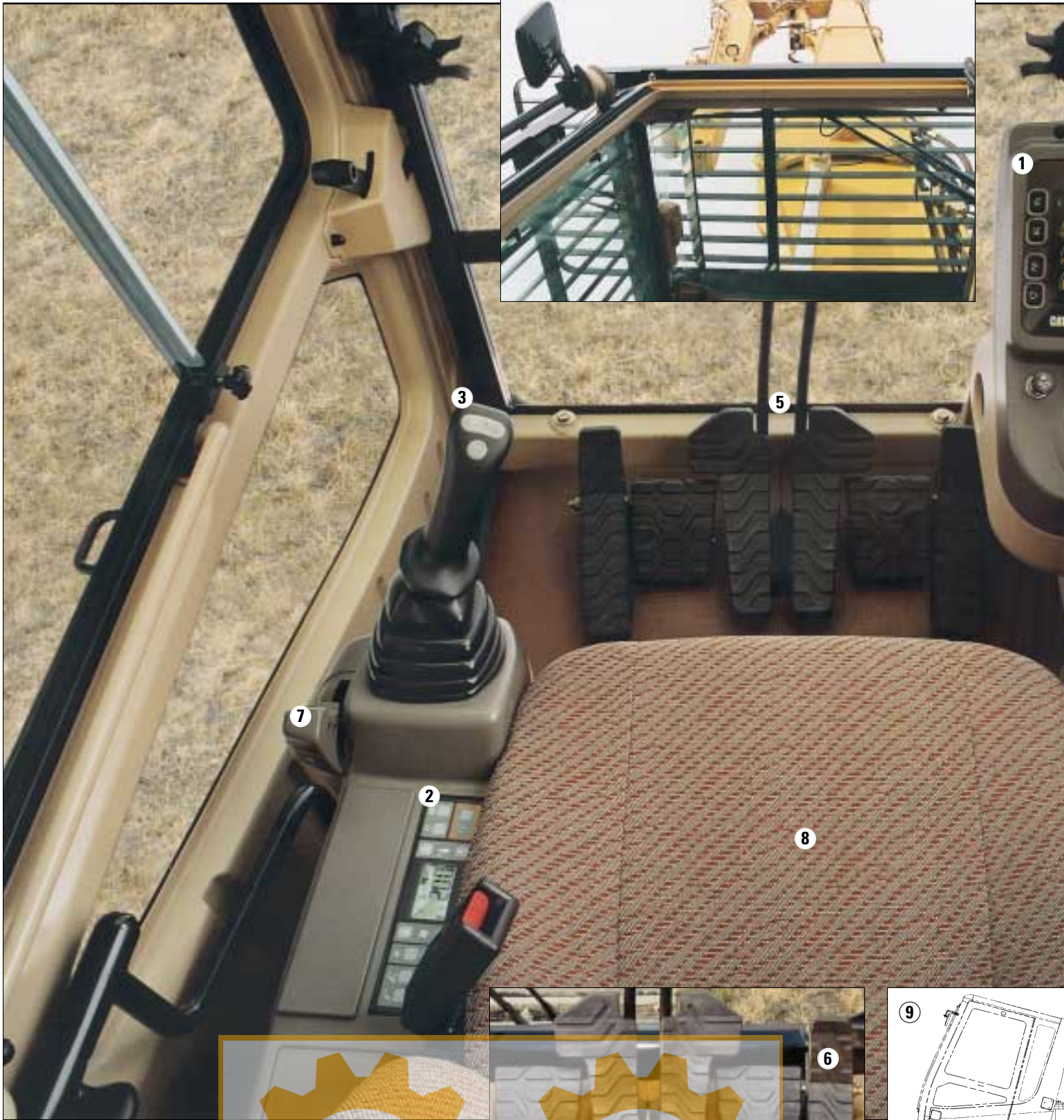
Full length track guiding guards complete the machine's guarding package

The optional hydraulic adjustable undercarriage increases the stability by lowering the centre of gravity of the machine, resulting in the usage of a bigger tool. The non-bolt joint allows changing from shipping to working width or reverse in less than a minute (available for 330B and 345B Ultra-high Demolition).

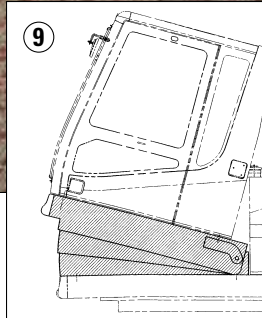


Operator Station

Designed for comfort and ease of operation.



JC Machinery **SUNIGHT**
excavatorhunter.com





This operator work station is quiet with ergonomic control placement

and convenient adjustments, low lever and pedal effort, ergonomic seat design, and highly efficient ventilation. The result is a cab that puts the operator firmly and comfortably in control to enhance productivity.

High visibility cab with top and front window out of bullet proof glass. Top window goes completely to the front for enhanced upward visibility. Front window is one-piece and flat with top and bottom mounted wipers. The upper left side door window can slide open. The lower window provides visibility to the tracks and the ground next to the machine. The rear window offers a good view behind and to the left, aided by a lower hood profile.

Falling object guard top and front is standard. Crossbars of top guard angled in line with sight for enhanced visibility to the tool.

Greater control convenience.

Each of the controls is positioned within easy reach of the operator.

1 Caterpillar Maestro Electronic Control System panel includes fuel level, hydraulic oil temperature and engine temperature gauges, machine condition indicators, and operator controls in a single console.

2 Automatic climate control maintains constant temperature in the cab in both hot and cold weather conditions.

3 Joysticks control all implements and swing functions with minimal effort. Ready to go auxiliary controls for use with rotating concrete crusher/steel shear. The integrated joystick consoles adjust to operator preference. Joystick consoles are suspended as part of the seat arrangement. Height can be adjusted independently of the seat.

4 Dial throttle with ten settings for simple, precise repeatable engine speed adjustment.

5 Hand or foot actuated travel controls allow the operator to move the excavator while working the boom, stick and bucket. Hand levers are easily removable.

6 Optional straight travel pedal provides forward or reverse straight line travel. Steering adjustments can be made by using right or left travel pedals in combination with the straight travel pedal.

7 Hydraulic activation control lever deactivates hydraulic functions and prevents start-up when the operator exits the cab.

8 The fully adjustable suspension seat includes an impressive range of comfort features. In addition to fore/aft height and weight adjustments, it also offers lumbar, wide arm support/rests and a retractable seat belt.

9 Hydraulically tilting cab support allows to incline the cab back within the range of 0 to 15 degrees for a further improvement of the upwards visibility. This optional equipment allows the operator to adopt a more comfortable body position. The tiltable cab support platform, which is operated via a key switch, is a 30 cm high insert between skirt and cab. It also moves the cab 20 cm forward to create the space for a tilt angle of 15 degrees. It is only available on the 345B.

JC Machinery

SUNIGHT




excavatorhunter.com

Upper frame and Counterweight

Purposely designed and built for extreme conditions.

Heavy-duty Upper Frame

Standard Upper Frame



1 Box-section cross member

2 Box-section cylinder mounts help handle increased torsional loads and payloads.

3 Horizontal mounting plate provides up to 75% more surface area for swing drive and swing bearing mounting bolts.

4 Thicker main rail spreader gussets handle increased loads and movements.

5 Steel main frames are 15-20% thicker with a 55% increase in tensile strength.

6 Boom tower vertical doubler plates add reinforcement for increased side loads and payloads.

Standard



Heavy-duty



Swing bearing to upper frame bolts are 20 mm longer on the back half of upper frame for increased joint retention. Bolt grade is increased from 10.9 to 11.9 for increased bolt torque of swing bearing to upper frame and carbody.

Heavier counterweight balances the swing bearing and provides enhanced stability.

- 325B L – 7730 kg
- 330B L – 8330 kg
- 345B L – 11,000 kg



Upper frame protection

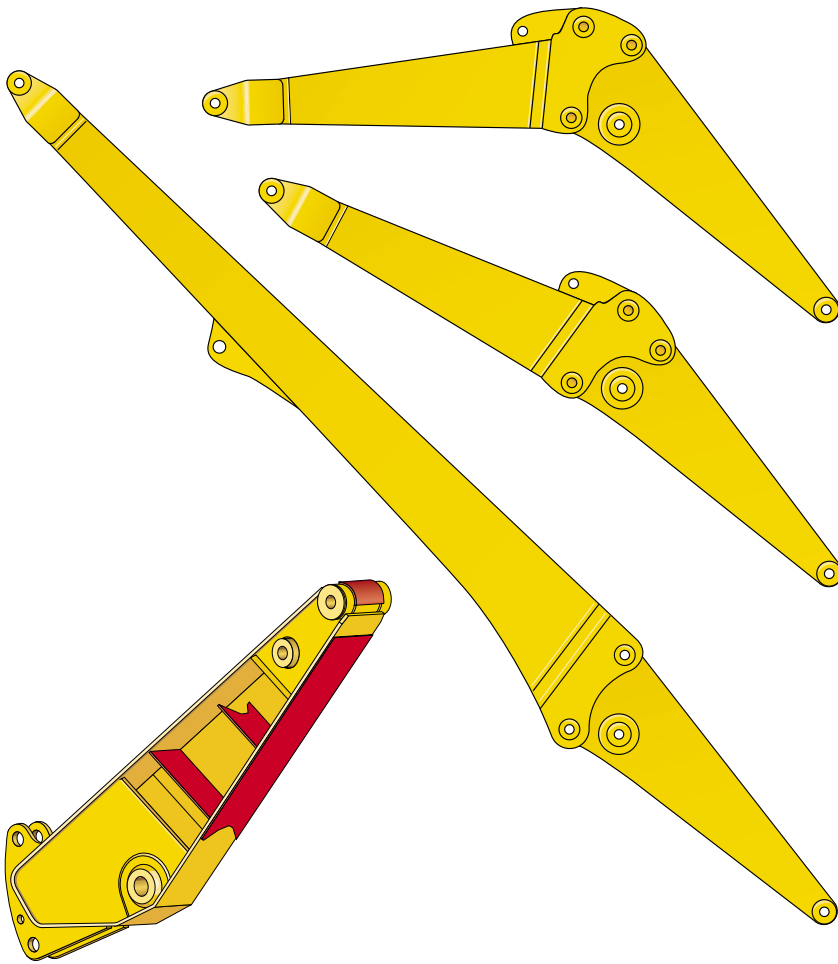
- **Heavy-duty bottom and swivel guard** are standard.
- **Optional additional bumpers** help protect the sheet metal against debris caught by the tracks.

JC Machinery **SUNIGHT**

excavatorhunter.com

Booms, Sticks and Working Tools

Maximum versatility gets the best out of your machine.



2 piece main boom with pin-mounted joint between boom foot and boom nose.

Retrofit capability with short 2-position boom nose on fixed boom foot for clean-up, demolition (hammer use) and digging. Adds to the machine's extreme versatility by allowing the retrofit boom nose to be mounted in a straight (demolition) or cranked (digging) position.

Special stand to support long boom or short retrofit boom when changing configuration.

Purposely designed and built demolition sticks match the short boom nose

- additional internal reinforcements to support mechanical shears or thumb buckets
- heavier plates
- 12 mm bottom wear plate
- through hardened bores

B family bucket linkage on 325B and 330B

C family bucket linkage on 345B

Lowering control devices are installed on all boom and stick cylinders.

An electronic warning device signals the operator when the main boom gets out of the recommended working range.

Choose from a variety of Caterpillar work tools such as concrete crushers and pulverizers, steel shears, demolition grapples, hydraulic hammers and quick couplers.

JC Machinery

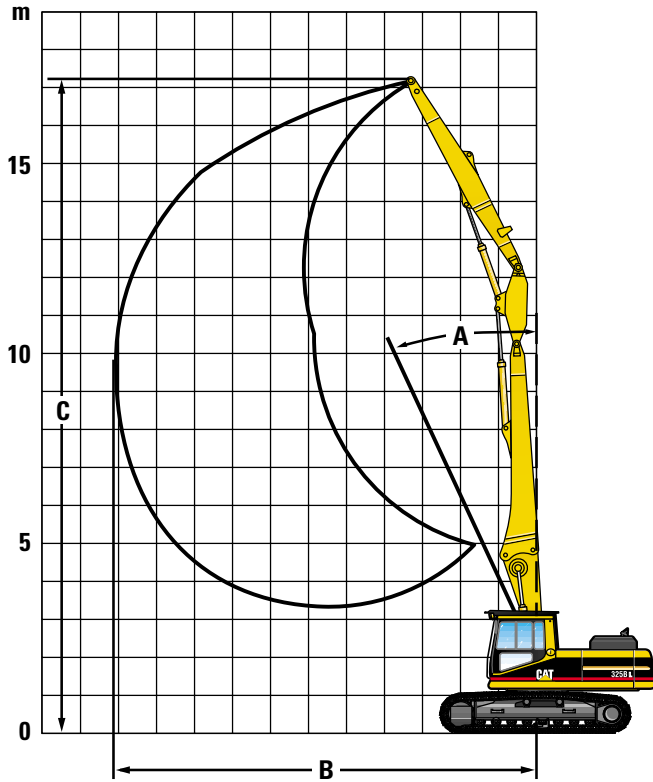
SUNIGHT

excavatorhunter.com

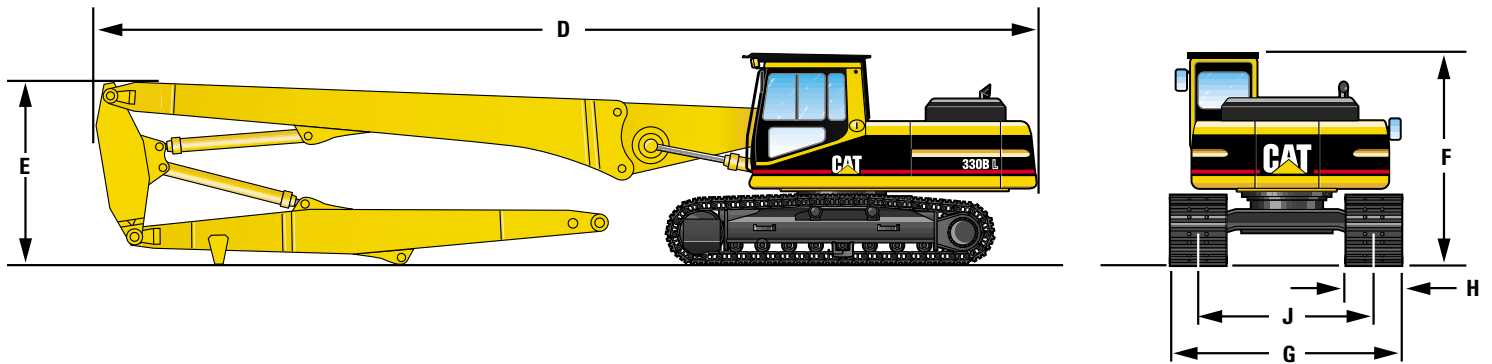
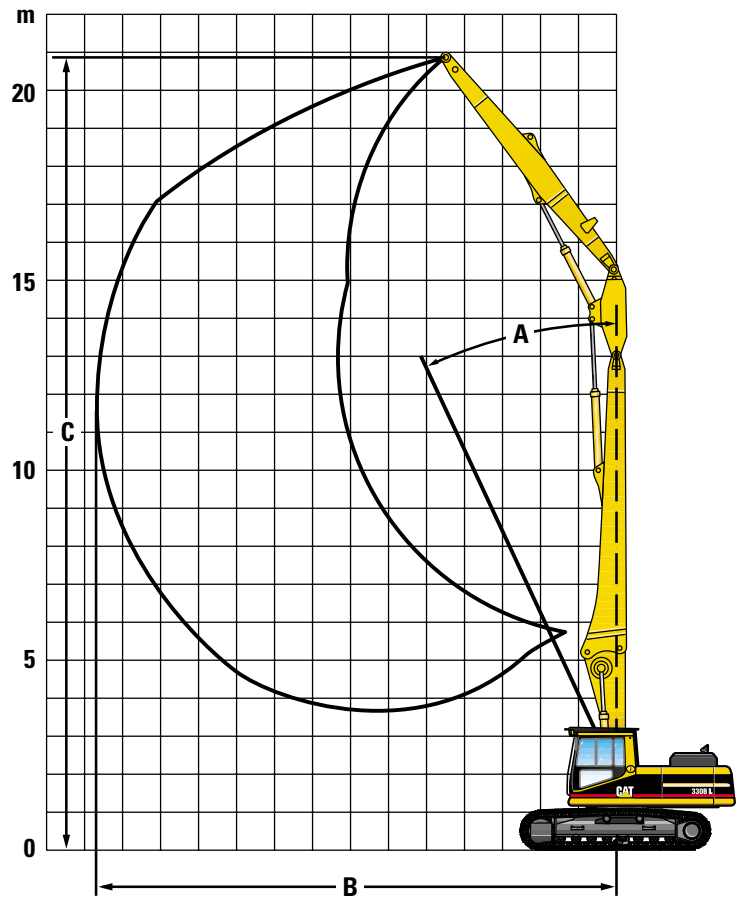
Shipping Dimensions and Recommended Working Range Ultra-high Demolition – Front Parts

All dimensions and weights are approximate.

325B L



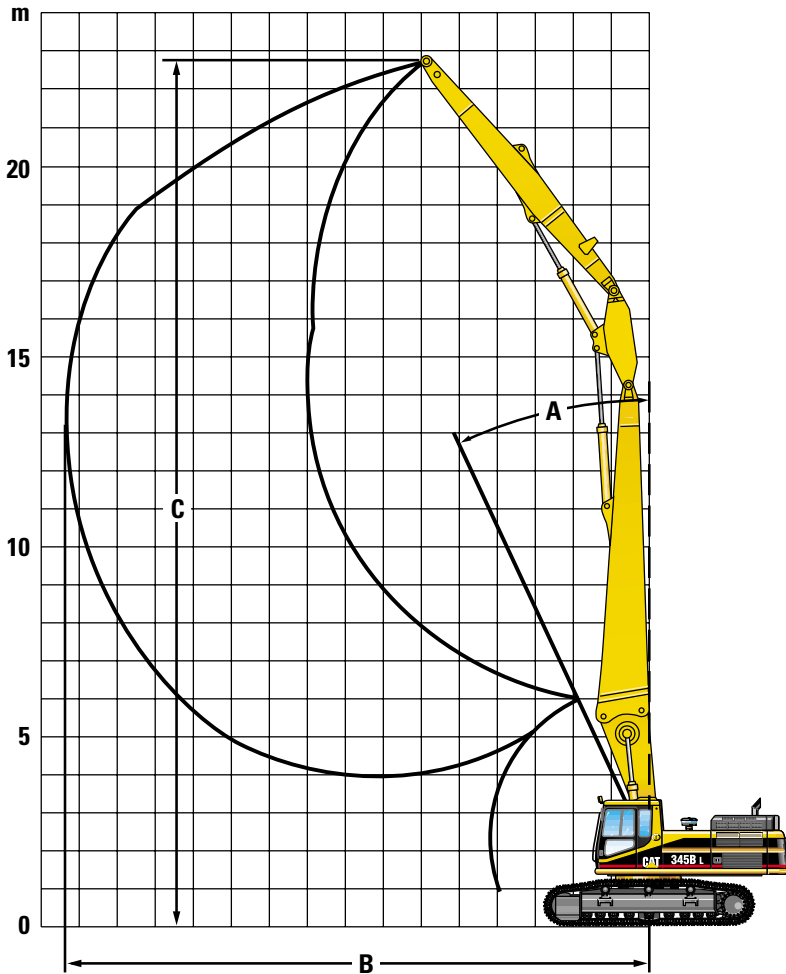
330B L



JC Machinery SUNIGHT

excavatorhunter.com

345B L



	325B	330B	345B
A Maximum allowable angle from vertical	25°	25°	25°
B Maximum allowable horizontal reach	11.1 m	13.8 m	15.3 m
C Maximum vertical pin height	17.1 m	20.9 m	22.8 m
Maximum tool weight*			
with L undercarriage	2300 kg	2300 kg	2300 kg
with hydraulic wide gauge undercarriage		3000 kg	3000 kg

* Design of the mounting bracket is critical. Weight includes mounting bracket and Quick Coupler (if any).

Range is applicable in 360° and dependent on undercarriage choice and maximum weight of work tool.

	325B	330B	345B
D Overall length	12.56 m	14.90 m	16.25 m
E Boom height	2.89 m	2.90 m	3.44 m
F Cab height*			
with Falling Object Guard	3.33 m	3.34 m	3.67 m
without Falling Object Guard	3.14 m	3.15 m	3.48 m
G Overall width	3.39 m	3.34 m	3.49 m
H Track shoe width	0.80 m	0.75 m	0.60 m
J Track gauge	2.59 m	2.59 m	
Fully retracted			2.39 m
Fully extended			2.89 m

Weight** 39 570 kg 52 640 kg

* Cab height must be increased by 0.3 m when equipped with hydraulically tiltable cab.

**If equipped with Super-long Demolition Front Part, "B" Linkage, "High Visibility" Eurocab, Falling Object Guard, Heavy Duty Long Undercarriage, Triple Grouser Track Shoes and without Tool.

With Hydraulic Wide Undercarriage (if equipped)	330B	345B
H Track shoe width	0.75 m	0.60 m
G Overall width		
Fully retracted	3.15 m	3.00 m
Fully extended	3.55 m	3.60 m
J Track gauge		
Fully retracted	2.40 m	2.40 m
Fully extended	2.80 m	3.00 m
Weight*	45 140 kg	59 000 kg

* If equipped with Ultra-high Demolition Front Part, corresponding Linkage, "High Visibility" Eurocab, Falling Object Guard, Triple Grouser Track Shoes, Heavy Duty Long Hydraulic Wide Undercarriage and without Tool.

For information on specifications for configurations other than those included in the above charts, consult your Caterpillar dealer.

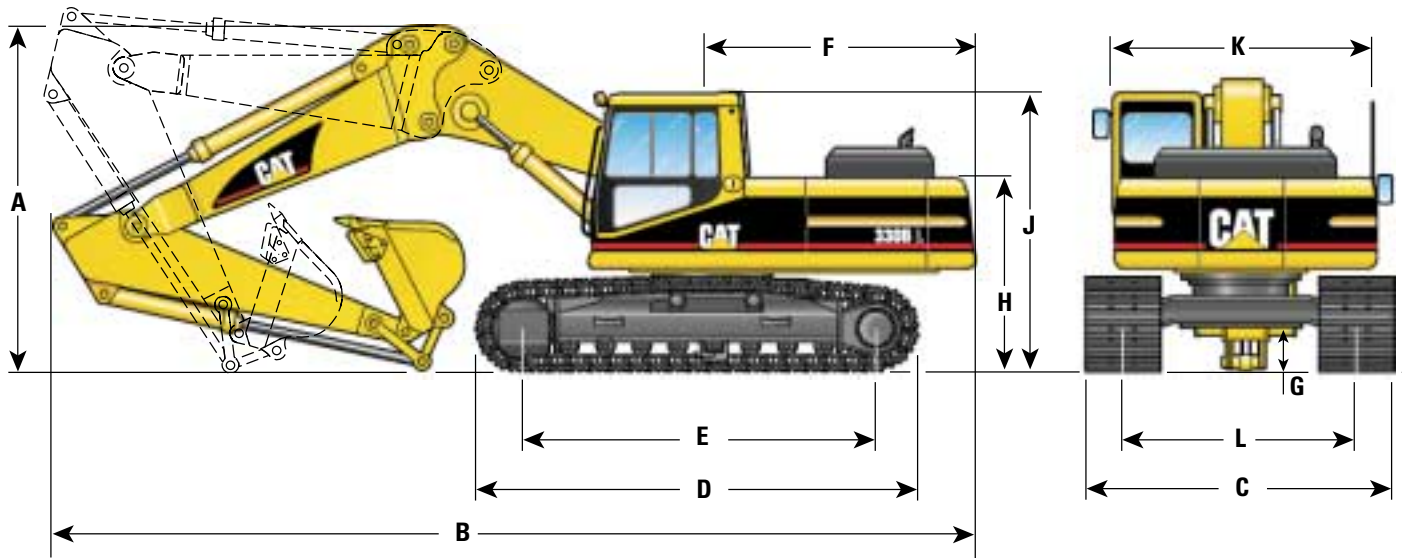
JC Machinery SUNIGHT

excavatorhunter.com

325B L, 330B L and 345B L Ultra-high Demolition specifications

Dimensions and Weights – Straight and Bent Position

All dimensions and weights are approximate.



JC Machinery SUNIGHT


excavatorhunter.com

A Boom Height	325B L		330B L		345B L	
Straight Position						
stick	R2.0D	3.45 m	R2.15E	3.60 m	R2.9T	3.80 m
stick	R2.65C	3.49 m	R2.80D	3.65 m	R3.4T	3.78 m
stick	R3.2C	3.59 m	R3.30D	3.85 m	R4.0T	3.99 m
stick			R3.90D	4.30 m		
Bent Position						
stick	R2.0D	3.96 m	R2.15E	4.31 m	R2.9T	4.17 m
stick	R2.65C	3.54 m	R2.80D	4.31 m	R3.4T	4.21 m
stick	R3.2C	3.82 m	R3.30D	4.15 m	R4.0T	4.06 m
stick			R3.90D	4.36 m		
B Overall Length						
Straight Position						
stick	R2.0D	11.00 m	R2.15E	12.10 m	R2.9T	12.52 m
stick	R2.65C	10.80 m	R2.80D	11.63 m	R3.4T	12.45 m
stick	R3.2C	10.79 m	R3.30D	11.65 m	R4.0T	12.41 m
stick			R3.90D	11.50 m		
Bent Position						
stick	R2.0D	10.38 m	R2.15E	11.62 m	R2.9T	11.72 m
stick	R2.65C	10.18 m	R2.80D	11.32 m	R3.4T	11.73 m
stick	R3.2C	10.16 m	R3.30D	11.26 m	R4.0T	11.68 m
stick			R3.90D	11.35 m		
C Overall width 600 mm shoes		3.19 m		3.19 m		2.99 m
D Track length		4.66 m		5.02 m		5.37 m
E Length to centers of rollers		3.80 m		4.04 m		4.34 m
F Tail swing radius		3.05 m		3.50 m		3.65 m
G Ground clearance		0.48 m		0.51 m		0.71 m
H Body height		2.13 m		2.26 m		2.53 m
J Cab height						
with Falling Object Guard		3.33 m		3.34 m		3.67 m
without Falling Object Guard		3.14 m		3.15 m		3.48 m
K Body width		2.90 m		3.00 m		2.99 m
L Track gauge		2.59 m		2.59 m		2.39-2.89 m
Weight*		31 920 to 32 460 kg		36 700 to 37 070 kg		51 390 to 52 245 kg
With Hydraulic Wide Undercarriage (if equipped)				330B L	345B L	
C Overall width 600 mm shoes						
Shipping width				3.00 m		3.00 m
Working width				3.45 m		3.60 m
L Track gauge						
Fully retracted				2.40 m		2.40 m
Fully extended				2.85 m		3.00 m
Weight**				42 270 to 42 640 kg		57 750 to 59 345 kg

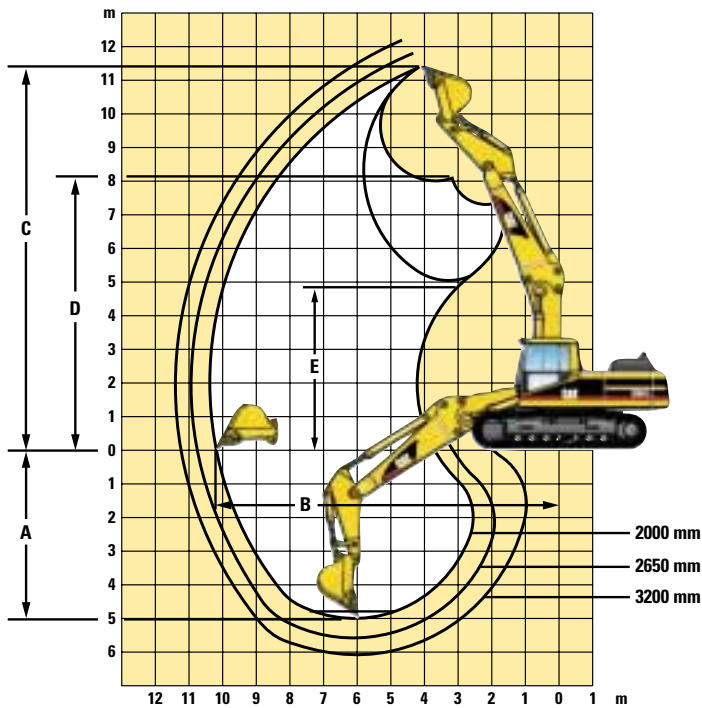
* If equipped with Retrofit-Straight Boom Front Part, Linkage, "High Visibility" Eurocab, Falling Object Guard, Heavy Duty Long Undercarriage, 600 mm Triple Grouser Track Shoes, Stick and Bucket (1.2 m³ – 330B, 2.0 m³ – 345B).

**If equipped with Retrofit-Bent Boom Front Part, "High Visibility" Eurocab, Falling Object Guard, Linkage, 600 mm Triple Grouser Track Shoes, Stick, Heavy Duty Long Hydraulic Wide Undercarriage, Bucket: (1.2 m³ – 330B, 2.0 m³ – 345B).

For information on specifications for configurations other than those included in the above charts, consult your Caterpillar dealer.

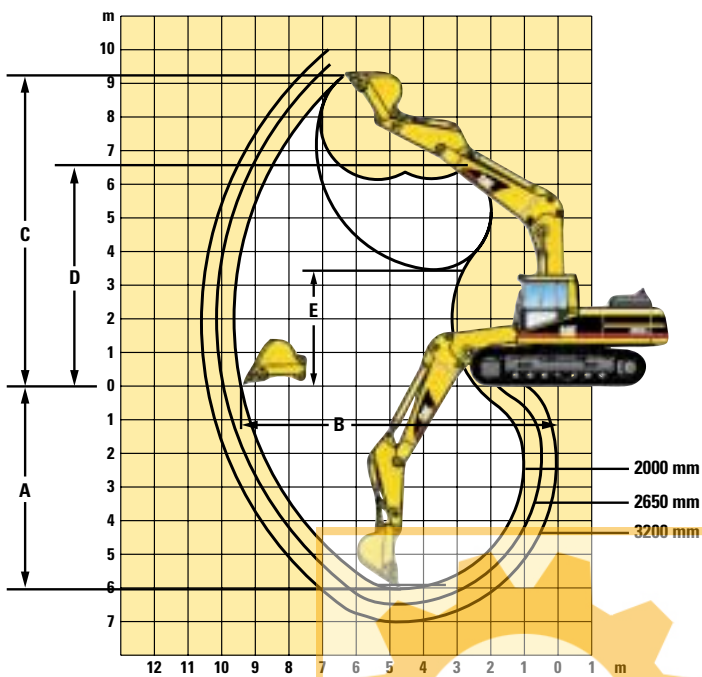


325B L Working Ranges – Straight Position



	R2.0D	R2.65C	R3.2C
Stick Length	2.0 m	2.65 m	3.2 m
A Maximum Digging Depth	5.04 m	5.56 m	6.11 m
B Maximum Reach at Ground Level	10.13 m	10.68 m	11.22 m
C Maximum Cutting Height	11.33 m	11.80 m	12.17 m
D Maximum Loading Height	8.06 m	8.73 m	9.19 m
E Minimum Loading Height	4.80 m	4.21 m	3.64 m

325B L Working Ranges – Bent Position

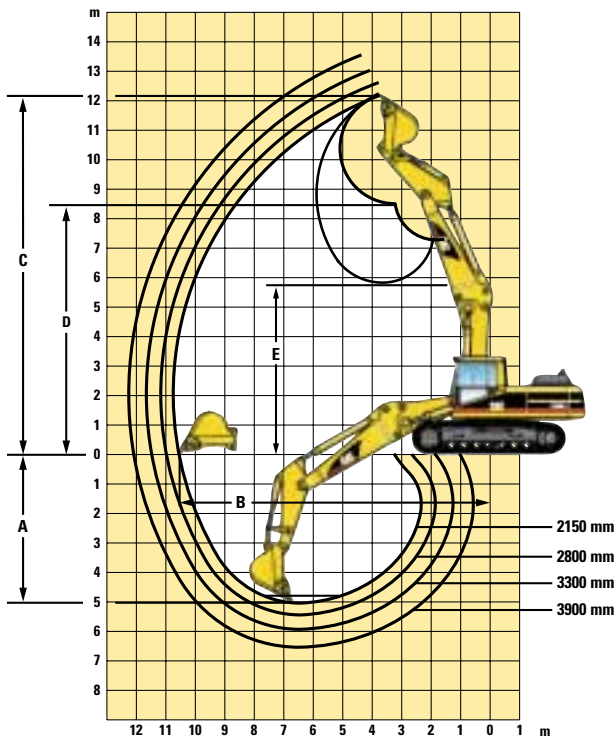


	R2.0D	R2.65C	R3.2C
Stick Length	2.0 m	2.65 m	3.2 m
A Maximum Digging Depth	5.94 m	6.46 m	7.01 m
B Maximum Reach at Ground Level	10.42 m	10.94 m	11.43 m
C Maximum Cutting Height	9.22 m	9.55 m	9.71 m
D Maximum Loading Height	6.20 m	6.70 m	6.88 m
E Minimum Loading Height	3.50 m	2.97 m	2.43 m

JC Machinery SUNIGHT

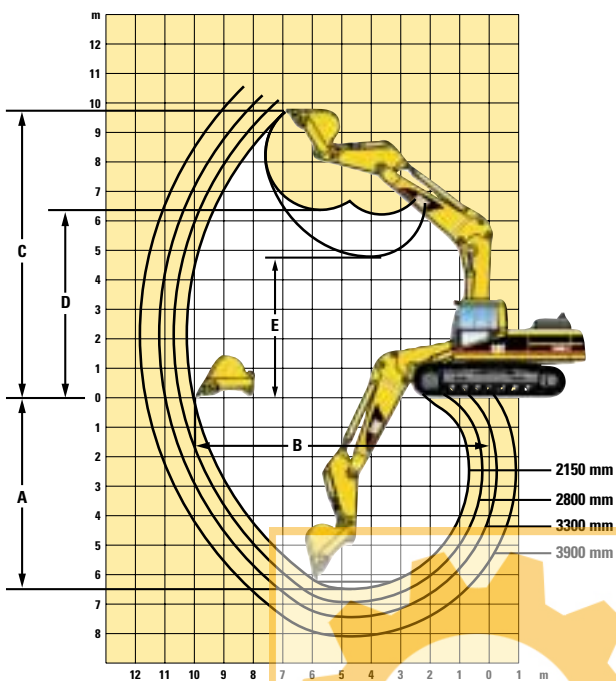
excavatorhunter.com

330B L Working Ranges – Straight Position



	R3.9D	R3.3D	R2.8D	R2.15E
Stick Length	3.9 m	3.3 m	2.8 m	2.15 m
A Maximum Digging Depth	6.55 m	5.95 m	5.45 m	4.98 m
B Maximum Reach at Ground Level	12.14 m	11.54 m	11.05 m	10.55 m
C Maximum Cutting Height	13.57 m	13.04 m	12.63 m	12.18 m
D Maximum Loading Height	10.26 m	9.73 m	9.32 m	8.49 m
E Minimum Loading Height	5.83 m	6.38 m	6.81 m	7.39 m

330B L Working Ranges – Bent Position

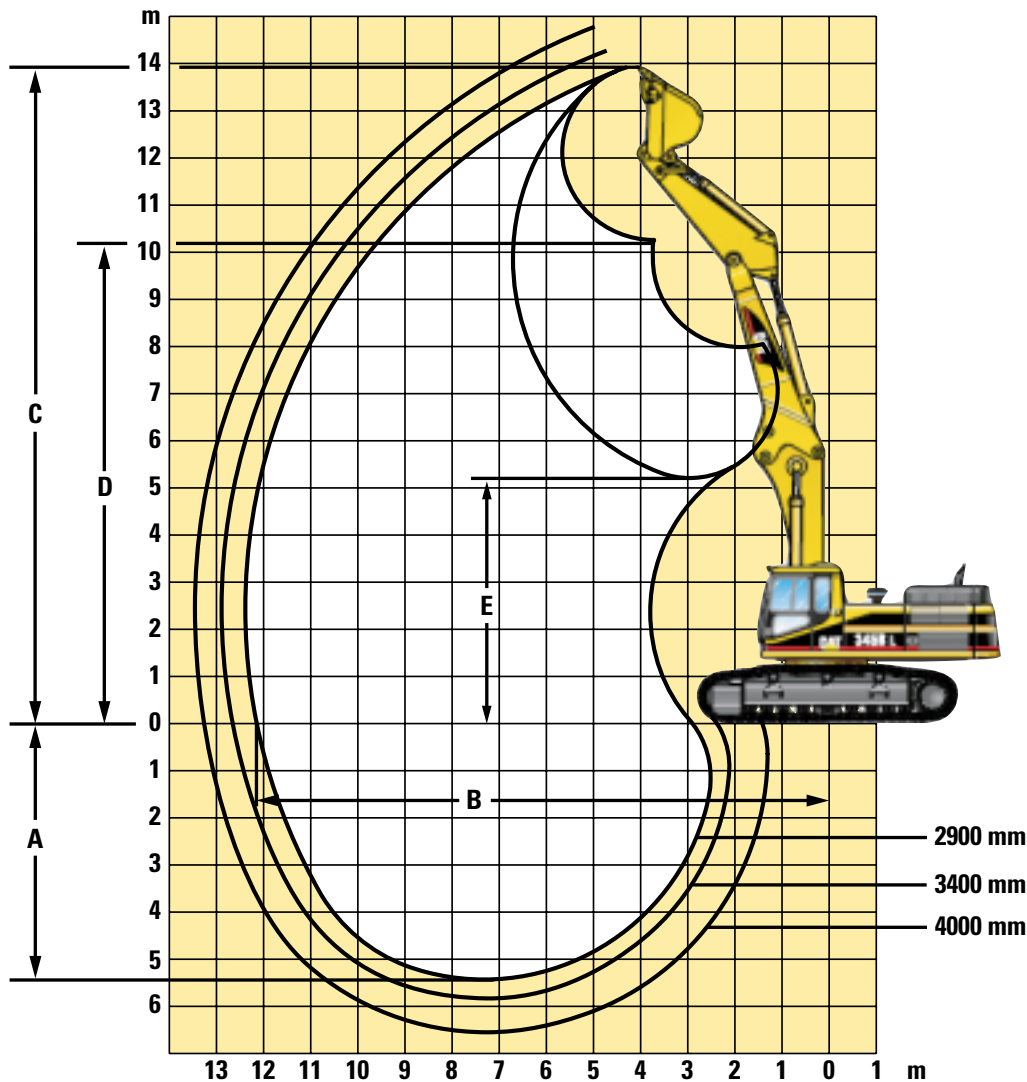


	R3.9D	R3.3D	R2.8D	R2.15E
Stick Length	3.9 m	3.3 m	2.8 m	2.15 m
A Maximum Digging Depth	8.05 m	7.45 m	6.95 m	6.48 m
B Maximum Reach at Ground Level	11.53 m	10.93 m	10.48 m	9.99 m
C Maximum Cutting Height	10.56 m	10.26 m	10.10 m	9.73 m
D Maximum Loading Height	7.45 m	7.16 m	6.99 m	6.39 m
E Minimum Loading Height	4.77 m	5.31 m	5.74 m	6.20 m


JC Machinery SUNIGHT

excavatorhunter.com

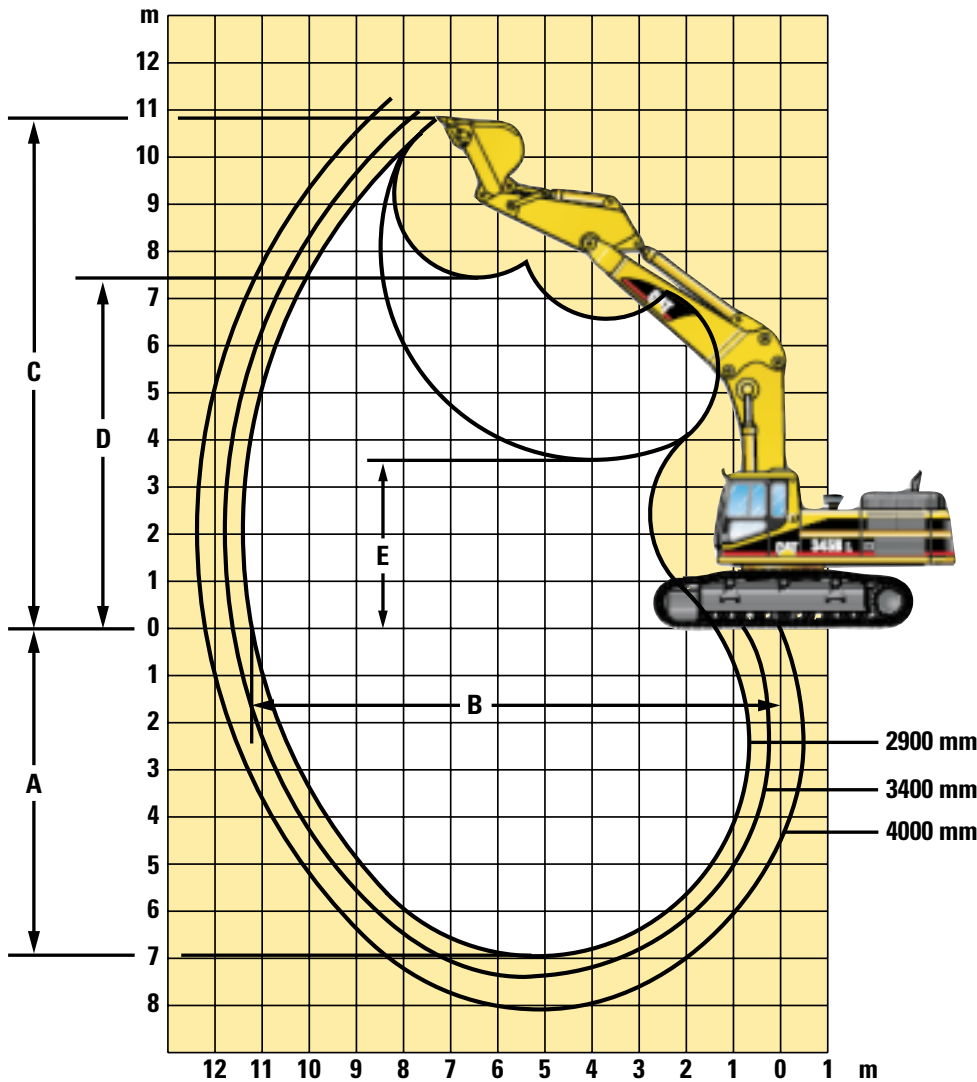
345B L Working Ranges – Straight Position



	R2.9T	R3.4T	R4.0T
Stick Length	2.9 m	3.4 m	4.0 m
A Maximum Digging Depth	5.41 m	5.86 m	6.51 m
B Maximum Reach at Ground Level	12.18 m	12.64 m	13.23 m
C Maximum Cutting Height	13.91 m	14.27 m	14.79 m
D Maximum Loading Height	10.18 m	10.53 m	11.48 m
E Minimum Loading Height	5.14 m	4.74 m	4.1 m



345B L Working Ranges – Bent Position



	R2.9T	R3.4T	R4.0T
Stick Length	2.9 m	3.4 m	4.0 m
A Maximum Digging Depth	6.97 m	7.42 m	8.07 m
B Maximum Reach at Ground Level	11.20 m	11.60 m	12.20 m
C Maximum Cutting Height	10.81 m	10.97 m	11.24 m
D Maximum Loading Height	7.35 m	7.51 m	7.75 m
E Minimum Loading Height	3.43 m	2.98 m	2.33 m



325B L Lift capacities – Straight Position

All weights are in kg

















325B L

Stick
2.0 m

Shoes
800 mm

Bucket Capacity
1.45 m³

Bucket Weight
1207 kg

		3.0 m		4.5 m		6.0 m		7.5 m		9.0 m		10.5 m				m
																
9.0 m				*10 076	*10 076									*4977	*4977	6.97
7.5 m				*10 153	*10 153	*8404	8296							*4584	*4584	8.47
6.0 m				*11 257	*11 257	*8799	8142	*7391	5365					*4449	4449	9.37
4.5 m						*9514	7701	*7634	5246					*4459	3184	9.9
3.0 m						*10 158	7165	7817	5024					*4592	2965	10.12
1.5 m						*10 323	6753	7591	4816					4736	2946	10.05
Ground						*9822	6565	7458	4695					*4688	3133	9.69
-1.5 m				*10 170	*10 170	*8635	6574	*6591	4696					*3918	3606	9.02
-3.0 m				*7674	*7674	*6571	*6571									

















325B L

Stick
2.65 m

Shoes
800 mm

Bucket Capacity
1.25 m³

Bucket Weight
945 kg

		3.0 m		4.5 m		6.0 m		7.5 m		9.0 m		10.5 m				m
																
10.5 m														*4279	*4279	5.67
9.0 m						*6818	*6818							*3535	*3535	7.88
7.5 m						*7447	*7447	*6106	5789					*3243	*3243	9.17
6.0 m				*7876	*7876	*8251	*8251	*7311	5805					*3121	*3121	9.99
4.5 m				*12 492	*12 492	*9376	8182	*7657	5636	*6114	4006			*3107	*3107	10.48
3.0 m						*10 222	7669	*8043	5396	6036	3929			*3181	2958	10.68
1.5 m						*10 689	7231	7950	5166	5928	3829			*3346	2937	10.62
Ground				*7281	*7281	*10 522	6976	7776	5008	5855	3760			*3625	3081	10.29
-1.5 m				*12 204	10 745	*9659	6903	*7458	4951					*4073	3444	9.68
-3.0 m				*9844	*9844	*7997	6984	*5930	5022					*2795	*2795	8.6

















325B L

Stick
3.2 m

Shoes
800 mm


Bucket Capacity
1.15 m³


Bucket Weight
916 kg

		3.0 m		4.5 m		6.0 m		7.5 m		9.0 m		10.5 m				m
																
10.5 m														*3252	*3252	6.73
9.0 m						*5882	*5882							*2758	*2758	8.6
7.5 m						*5904	*5904	*5634	*5634					*2540	*2540	9.78
6.0 m						*6419	*6419	*6392	5940	*4494	4146			*2449	*2449	10.55
4.5 m				*11 266	*11 266	*8818	8364	*7385	5744	*6076	4108			*2442	*2442	11
3.0 m				*13 712	12 152	*9897	7827	*7849	5480	6100	3992			*2505	*2505	11.19
1.5 m				*9014	*9014	*10 559	7337	8003	5219	5961	3862			*2643	*2543	11.13
Ground				*8812	*8812	*10 642	7014	7789	5023	5853	3761			*2875	2817	10.83
-1.5 m	*4838	*4838	*12 093	10 678	*10 050	6877	7683	4926	5814	3725				*3238	3107	10.25
-3.0 m	*9384	*9384	*11 060	10 807	*8706	6901	*6628	4943						*3347	*3347	9.34
-4.5 m				*7959	*7959	*6330	*6330									

 Load Point Height

 Load Radius Over Front

 Load Radius Over Side

 Load at Maximum Reach

* Limited by hydraulic rather than tipping load.
The above loads are in compliance with hydraulic excavator lift capacity ratings standard ISO 10567, they do not exceed 87% of hydraulic lifting capacity or 75% of tipping capacity. Weight of all lifting accessories must be deducted from the above lifting capacities.

325 B L Lift capacities – Bent Position

All weights are in kg

325B L

Stick

2.0 m

Shoes

















800 mm

Bucket Capacity

1.45 m³

Bucket Weight

1207 kg

	3.0 m		4.5 m		6.0 m		7.5 m		9.0 m		10.5 m				m	
																
7.5 m														*4522	*4522	7.58
6.0 m					*7360	*7360								*4438	*4438	8.6
4.5 m			*10618	*10618	*8198	8133	*7043	5448						*4530	3875	9.18
3.0 m			*13015	11769	*9266	7643	*7496	5274						*4772	3563	9.41
1.5 m			*12353	10882	*10131	7197	7862	5070						*5186	3510	9.33
Ground			*14374	10627	*10484	6928	7704	4926						*5662	3721	8.94
-1.5 m	*10031	*10031	*13584	10674	*10167	6858								*3558	*3558	8.18
-3.0 m	*15197	*15197	*11877	10925	*8846	6992										
-4.5 m			*8275	*8275												

325B L

Stick

2.65 m

Shoes

















800 mm

Bucket Capacity

1.25 m³

Bucket Weight

945 kg

	3.0 m		4.5 m		6.0 m		7.5 m		9.0 m		10.5 m				m	
																
7.5 m														*3186	*3186	8.3
6.0 m					*6914	*6914	*6089	5969						*3104	*3104	9.21
4.5 m			*9783	*9783	*7849	*7849	*6854	5871						*3147	*3147	9.74
3.0 m			*12378	*12378	*9061	8124	*7438	5659						*3297	*3297	9.95
1.5 m			*14345	11706	*10149	7663	*8012	5427						*3566	3460	9.88
Ground			*15019	11237	*10779	7339	8020	5244						*4001	3618	9.53
-1.5 m	*9230	*9230	*14660	11115	*10777	7187	7920	5152						*3802	*3802	8.84
-3.0 m	*15940	*15940	*13370	11210	*9953	7205										
-4.5 m	*14353	*14353	*10683	*10683	*7438	*7438										

325B L

Stick

3.2 m

Shoes

















800 mm

Bucket Capacity

1.15 m³

Bucket Weight

916 kg

	3.0 m		4.5 m		6.0 m		7.5 m		9.0 m		10.5 m				m	
																
7.5 m														*2496	*2496	8.89
6.0 m							*5668	*5668						*2436	*2436	9.74
4.5 m					*7234	*7234	*6407	5995						*2475	*2475	10.24
3.0 m			*11377	*11377	*8512	8288	*7064	5755	*5053	4146				*2599	*2599	10.44
1.5 m			*13677	11979	*9737	7781	*7732	5492	*5940	4024				*2818	*2818	10.38
Ground	*5096	*5096	*14829	11346	*10566	7395	8054	5271	*5575	3916				*3173	*3173	10.04
-1.5 m	*8946	*8946	*14883	11098	*10809	7180	7907	5136						*3746	3671	9.4
-3.0 m	*13933	*13933	*13988	11105	*10325	7135	*7765	5122								
-4.5 m	*16549	*16549	*11900	11328	*8682	7278										



Load Point Height



Load Radius Over Front



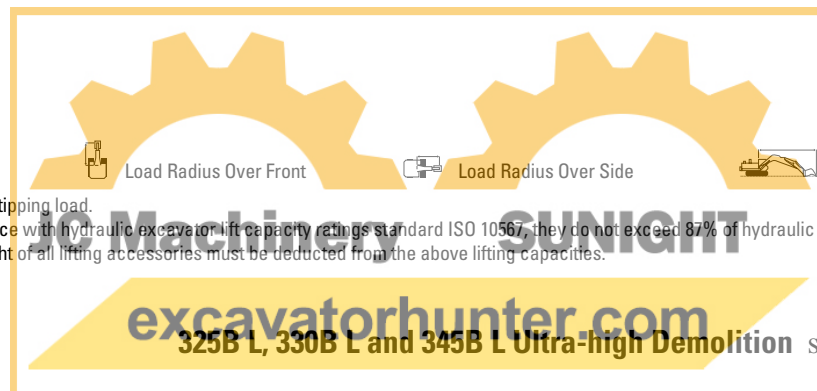
Load Radius Over Side



Load at Maximum Reach

* Limited by hydraulic rather than tipping load.

The above loads are in compliance with hydraulic excavator lift capacity ratings standard ISO 10567, they do not exceed 87% of hydraulic lifting capacity or 75% of tipping capacity. Weight of all lifting accessories must be deducted from the above lifting capacities.



330B L Lift capacities – Straight Position

All weights are in kg















330B L

Stick
3.9 m

Shoes
750 mm

Bucket Capacity
1.2 m³

Bucket Weight
1063 kg

	3.0 m		4.5 m		6.0 m		7.5 m		9.0 m		10.5 m		 m		
															
12.0 m													*3732	*3732	5.99
10.5 m					*7234	*7234							*2810	*2810	8.38
9.0 m					*7581	*7581	*6836	*6836					*2420	*2420	9.85
7.5 m					*7484	*7484	*7628	7288	*5790	5047			*2219	*2219	10.83
6.0 m					*8160	*8160	*7939	7148	*6980	5049			*2120	*2120	11.49
4.5 m			*11 978	*11 978	*10 286	10 027	*8447	6872	*7190	4927	*4399	3556	*2094	*2094	11.88
3.0 m			*15 637	14 641	*11 365	9354	*8984	6523	*7417	4747	6043	3505	*2133	*2133	12.04
1.5 m			*16 907	13 382	*12 098	8727	*9348	6181	*7526	4561	5961	3429	*2236	*2236	11.97
Ground			*14 047	12 723	*12 164	8289	*9347	5915	*7369	4411	*5547	3373	*2416	*2416	11.68
-1.5 m	*7347	*7347	*15 122	12 524	*11 447	8074	*8819	5764	*6769	4332			*2702	*2702	11.13
-3.0 m	*11 911	*11 911	*12 648	12 605	*9889	8054	*7587	5744	*5392	4359			*2750	*2750	10.3
-4.5 m			*9101	*9101	*7299	*7299	*5272	*5272							















330B L

Stick
3.3 m

Shoes
750 mm

Bucket Capacity
1.2 m³

Bucket Weight
1063 kg

	3.0 m		4.5 m		6.0 m		7.5 m		9.0 m		10.5 m		 m		
															
10.5 m													*3423	*3423	7.41
9.0 m					*9018	*9018	*5451	*5451					*2921	*2921	9.06
7.5 m					*9289	*9289	*8144	7119					*2677	*2677	10.15
6.0 m			*10 012	*10 012	*9931	*9931	*8395	7014	*7321	4941			*2564	*2564	10.86
4.5 m			*14 446	*14 446	*10 891	9810	*8841	6763	*7455	4860			*2542	*2542	11.27
3.0 m			*16 453	14 162	*11 833	9174	*9284	6446	*7597	4713			*2592	*2592	11.44
1.5 m			*13 075	*13 075	*12 325	8620	*9506	6146	*7586	4560			*2723	*2723	11.37
Ground			*13 092	12 678	*12 080	8273	*9310	5930	*7250	4447			*2943	*2943	11.05
-1.5 m	*7870	*7870	*14 099	12 638	*11 025	8142	*8526	5832	*6342	4413			*3297	*3297	10.48
-3.0 m			*11 230	*11 230	*9089	8194	*6917	5868					*3156	*3156	9.38
-4.5 m					*5975	*5975									















330B L

Stick
2.8 m

Shoes
750 mm

Bucket Capacity
1.2 m³

Bucket Weight
1063 kg

	3.0 m		4.5 m		6.0 m		7.5 m		9.0 m		10.5 m		 m		
															
10.5 m			*11 583	*11 583									*5389	*5389	6.54
9.0 m					*9811	*9811							*4593	*4593	8.42
7.5 m					*9839	*9839	*8572	6969					*4236	*4236	9.59
6.0 m			*13 059	*13 059	*10 444	10 164	*8750	6910	*6370	4809			*4076	3900	10.34
4.5 m			*15 277	15 204	*11 343	9645	*9133	6684	*7636	4804			*4044	3517	10.78
3.0 m					*12 151	9042	*9485	6394	*7694	4689			*4118	3345	10.96
1.5 m					*12 415	8550	*9576	6129	*7562	4566			*4301	3344	10.88
Ground					*11 891	8277	*9201	5954	*7029	4487			*4618	3523	10.55
-1.5 m			*12 972	12 759	*10 546	8213	*8174	5899	*5670	4502			*3901	*3901	9.93
-3.0 m			*9845	*9845	*8277	*8277	*6156	5989					*3585	*3585	8.35















330B L

Stick
2.15 m

Shoes
750 mm

Bucket Capacity
1.7 m³

Bucket Weight
1540 kg

	3.0 m		4.5 m		6.0 m		7.5 m		9.0 m		10.5 m		 m		
															
10.5 m													*8178	*8178	5.41
9.0 m			*12 131	*12 131	*10 305	9726							*6983	6752	7.68
7.5 m			*12 502	*12 502	*10 145	10 008							*6534	4936	8.98
6.0 m			*13 864	*13 864	*10 688	9751	*8806	6533					*6377	4072	9.78
4.5 m					*11 477	9219	*9101	6345					6255	3620	10.24
3.0 m					*12 065	8612	*9327	6076	*7369	4384			*5914	3427	10.41
1.5 m					*12 005	8158	*9239	5838	*7058	4303			*5418	3445	10.3
Ground					*11 133	7956	*8632	5703	*6121	4272			*4714	3685	9.93
-1.5 m			*10 849	*10 849	*9456	7971	*7276	5703					*3561	*3561	9.23
-3.0 m					*6798	*6798	*4517	*4517							

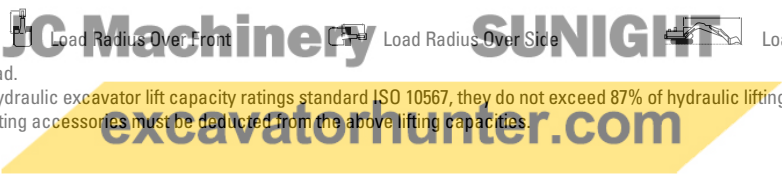
 Load Point Height

 Load Radius Over Front

 Load Radius Over Side

 Load at Maximum Reach

* Limited by hydraulic rather than tipping load.
The above loads are in compliance with hydraulic excavator lift capacity ratings standard ISO 10567, they do not exceed 87% of hydraulic lifting capacity or 75% of tipping capacity. Weight of all lifting accessories must be deducted from the above lifting capacities.



330B L Lift capacities – Bent Position

All weights are in kg

330B L

Stick

3.9 m

Shoes















750 mm

Bucket Capacity

1.2 m³

Bucket Weight

1063 kg

	3.0 m		4.5 m		6.0 m		7.5 m		9.0 m		10.5 m		m		
															
9.0 m							*3625	*3625					*2263	*2263	9.07
7.5 m													*2127	*2127	10.15
6.0 m							*5947	*5947	*5389	5225			*2095	*2095	10.85
4.5 m							*6624	*6624	*6061	5118			*2142	*2142	11.26
3.0 m	*17673	*17673	*12238	*12238	*9107	*9107	*7483	6819	*6519	4933			*2263	*2263	11.42
1.5 m			*14959	14058	*10588	9132	*8337	6441	*6995	4725			*2469	*2469	11.34
Ground	*8403	*8405	*16464	13172	*11642	8596	*8994	6120	*7350	4539			*2790	*2790	11.02
-1.5 m	*11829	*11829	*16790	12774	*12092	8274	*9299	5905	*7426	4417			*3282	*3282	10.44
-3.0 m	*16292	*16292	*16145	12699	*11852	8154	*9080	5819					*4091	*4077	9.54
-4.5 m	*20564	*20564	*14461	12869	*10724	8227	*7948	5898					*4929	*4929	8.19
-6.0 m	*15477	*15477	*11167	*11167	*7912	*7912									

330B L

Stick

3.3 m

Shoes















750 mm

Bucket Capacity

1.2 m³

Bucket Weight

1063 kg

	3.0 m		4.5 m		6.0 m		7.5 m		9.0 m		10.5 m		m		
															
9.0 m													*2738	*2738	8.29
7.5 m							*6339	*6339					*2573	*2573	9.48
6.0 m							*6582	*6582					*2542	*2542	10.24
4.5 m					*8371	*8371	*7206	7050	*6546	5022			*2604	*2604	10.67
3.0 m			*13557	*13557	*9857	9615	*8001	6719	*6925	4872			*2757	*2757	10.85
1.5 m			*15898	13700	*11184	8988	*8757	6380	*7309	4697			*3011	*3011	10.76
Ground	*7893	*7893	*16864	13035	*12012	8538	*9277	6107	*7534	4549			*3410	*3410	10.42
-1.5 m	*12780	*12780	*16714	12807	*12196	8300	*9391	5943	*6653	4474			*4035	3945	9.79
-3.0 m	*18486	*18486	*15644	12849	*11637	8256	*8867	5917					*5106	4729	8.8
-4.5 m	*18444	*18444	*13442	13119	*10007	8413									
-6.0 m			*9111	*9111											

330B LN

Stick

2.8 m

Shoes















750 mm

Bucket Capacity

1.2 m³

Bucket Weight

1063 kg

	3.0 m		4.5 m		6.0 m		7.5 m		9.0 m		10.5 m		m		
															
9.0 m													*4332	*4332	7.66
7.5 m							*5990	*5990					*4089	*4089	8.94
6.0 m							*7107	*7107					*4045	*4045	9.75
4.5 m			*11634	*11634	*9017	*9017	*7669	6951					*4136	4041	10.22
3.0 m			*14590	14534	*10431	9459	*8398	6646	*7243	4821			*4353	3786	10.4
1.5 m			*16529	13429	*11610	8886	*9062	6340	*7528	4678			*4716	3738	10.31
Ground			*16992	12958	*12234	8506	*9454	6106	*7600	4565			*5282	3901	9.95
-1.5 m	*13103	*13103	*16455	12862	*12181	8336	*9382	5988					*6193	4359	9.28
-3.0 m	*20337	*20337	*15039	12993	*11326	8356	*8496	6020					*4896	*4896	8.22
-4.5 m	*16348	*16348	*12355	12355	*9119	8599									

330B LN

Stick

2.15 m

Shoes















750 mm

Bucket Capacity

1.7 m³

Bucket Weight

1540 kg

	3.0 m		4.5 m		6.0 m		7.5 m		9.0 m		10.5 m		m		
															
7.5 m													*6206	5971	8.34
6.0 m					*8253	*8253	*7394	6741					*6234	4790	9.21
4.5 m			*12537	*12537	*9395	*9395	*7853	6587					*6345	4180	9.69
3.0 m					*10677	9018	*8485	6309					*6501	3895	9.86
1.5 m					*11639	8476	*9020	6030					*6674	3864	9.74
Ground			*16345	12460	*11998	8162	*9240	5837					*6817	4107	9.33
-1.5 m			*15449	12531	*11660	8073	*8907	5775					*6825	4749	8.57
-3.0 m	*17372	*17372	*13705	12800	*10438	8190									
-4.5 m			*10422	*10422											



Load Point Height



Load Radius Over Front



Load Radius Over Side



Load at Maximum Reach

* Limited by hydraulic rather than tipping load. The above loads are in compliance with hydraulic excavator lift capacity ratings standard ISO 10567, they do not exceed 87% of hydraulic lifting capacity or 75% of tipping capacity. Weight of all lifting accessories must be deducted from the above lifting capacities.

excavatorhunter.com

325B L, 330B L and 345B L Ultra-high Demolition specifications

345B L Lift capacities – Straight Position

All weights are in kg

345B L

Stick Demolition

2.9 m

Shoes


















600 mm

Bucket Capacity

2.0 m³

Bucket Weight

2190 kg

	3.0 m		4.5 m		6.0 m		7.5 m		9.0 m		10.5 m				m	
																
12.0 m			*10 965	*10 965										*5960	*5960	6.57
10.5 m					*11 495	*11 495								*4538	*4938	8.81
9.0 m					*11 686	*11 686	*9738	*9738						*4480	*4480	10.2
7.5 m			*11 663	*11 663	*12 093	*12 093	*9826	*9826	*8250	6945				*4260	*4260	11.13
6.0 m			*17 562	*17 562	*12 871	*12 871	*10 145	9660	*8303	6799				*4179	*4179	11.74
4.5 m					*13 702	13 231	*10 492	9105	*8383	6516	*6669	4693	*4209	3842		12.06
3.0 m					*14 050	12 140	*10 631	8524	*8336	6201	*6457	4571	*4340	3684		12.19
1.5 m					*13 463	11 436	*10 332	8070	*8009	5934	*5954	4454	*4363	3714		12.06
Ground					*11 958	11 149	*9448	7809	*7243	5760	*4894	4409	*3550	*3550		11.7
-1.5 m			*9830	*9830	*9708	*9708	*7878	7743	*5843	5739				*2357	*2357	11.08
-3.0 m					*6689	*6689	*5467	*5467	*3366	*3366						

345B L

Stick Demolition

3.4 m

Shoes


















600 mm

Bucket Capacity

2.0 m³

Bucket Weight

2190 kg

	3.0 m		4.5 m		6.0 m		7.5 m		9.0 m		10.5 m				m	
																
12.0 m														*4898	*4898	7.46
10.5 m					*10 004	*10 004	*7038	*7038						*4106	*4106	9.44
9.0 m					*9777	*9777	*9379	*9379	*5428	*5428				*3724	*3724	10.72
7.5 m					*10 284	*10 284	*9529	*9529	*8038	7106				*3533	*3533	11.61
6.0 m			*14 915	*14 915	*12 494	*12 494	*9909	9858	*8151	6919	*6096	4875	*3465	*3465		12.19
4.5 m					*13 453	*13 453	*10 342	9279	*8299	6617	*6723	4778	*3492	*3492		12.51
3.0 m					*14 044	*12 455	*10 607	8679	*8343	6283	*6587	4618	*3609	3420		12.62
1.5 m					*13 798	*11 652	*10 475	8185	*8134	5990	*6225	4467	*3824	3441		12.5
Ground					*12 614	11 256	*9784	7872	*7527	5789	*5460	4377	*3470	*3470		12.15
-1.5 m			*11 989	*11 989	*10 620	*10 620	*8435	7752	*6356	5714	*3902	*3902	*2462	*2462		11.57
-3.0 m			*8226	*8226	*7836	*7836	*6297	*6297	*4332	*4332				*2226	*2226	10.21

345B L

Stick Demolition

4.0 m

Shoes


















600 mm

Bucket Capacity

2.0 m³

Bucket Weight

2190 kg

	3.0 m		4.5 m		6.0 m		7.5 m		9.0 m		10.5 m				m	
																
12.0 m					*7845	*7845								*3724	*3724	8.6
10.5 m							*7407	*7407						*3145	*3145	10.31
9.0 m							*7827	*7827	*6836	*6836				*2841	*2841	11.49
7.5 m					*7595	*7595	*8226	*8226	*7589	7245	*4881	*4881	*2666	*2666		12.3
6.0 m			*8565	*8565	*9402	*9402	*9390	*9390	*7765	7012	*6511	4953	*2629	*2629		12.84
4.5 m			*17 901	*17 901	*12 807	*12 807	*9907	9435	*7987	6672	*6544	4791	*2651	*2651		13.14
3.0 m					*13 645	12 735	*10 309	8775	*8133	6294	*6506	4585	*2749	*2749		13.24
1.5 m					*13 794	11 760	*10 377	8189	*8068	5947	*6295	4389	*2927	*2927		13.13
Ground			*8755	*8755	*13 049	11 186	*9941	7794	*7657	5688	*5777	4245	*3197	3132		12.81
-1.5 m	*5602	*5602	*12 674	*12 674	*11 455	10 963	*8891	7587	*6763	5548	*4759	4189	*2368	*2368		12.26
-3.0 m			*10 569	*10 569	*9050	*9050	*7123	*7123	*5192	*5192	*2747	2747	*1572	*1572		11.26
-4.5 m					*5731	*5731	*4429	*4429	*2512	*2512						

 Load Point Height

 Load Radius Over Front

 Load Radius Over Side

 Load at Maximum Reach

* Limited by hydraulic rather than tipping load.

The above loads are in compliance with hydraulic excavator lift capacity ratings standard ISO 10567, they do not exceed 87% of hydraulic lifting capacity or 75% of tipping capacity. Weight of all lifting accessories must be deducted from the above lifting capacities.

345B L Lift capacities – Bent Position

All weights are in kg

345B L

Stick Demolition

2.9 m

Shoes

















600 mm

Bucket Capacity

2.0 m³

Bucket Weight

2190 kg

	3.0 m		4.5 m		6.0 m		7.5 m		9.0 m		10.5 m				m	
																
9.0 m														*4349	*4349	8.98
7.5 m							*7896	*7896						*4190	*4190	10.05
6.0 m							*8288	*8288	*6956	*6956				*4201	*4201	10.73
4.5 m			*15 473	*15 473	*11 199	*11 199	*8998	*8998	*7691	6943				*4345	*4345	11.1
3.0 m			*18 588	*18 588	*12 700	12 700	*9780	9237	*8048	6648				*4622	*4622	11.21
1.5 m			*15 628	*15 628	*13 735	12 422	*10 386	8717	*8317	6360				*5059	4640	11.07
Ground			*19 019	18 849	*14 012	11 892	*10 602	8352	*8308	6151				*5725	4899	10.66
-1.5 m	*13 953	*13 953	*18 039	*18 039	*13 477	11 689	*10 246	8178	*7728	6082				*6393	5532	9.97
-3.0 m	*19 994	*19 994	*15 754	*15 754	*12 032	11 754	*9028	8226						*4853	*4853	9.05
-4.5 m			*12 087	*12 087	*9 196	*9 196										

345B L

Stick Demolition

3.4 m

Shoes

















600 mm

Bucket Capacity

2.0 m³

Bucket Weight

2190 kg

	3.0 m		4.5 m		6.0 m		7.5 m		9.0 m		10.5 m				m	
																
9.0 m							*6136	*6136						*3607	*3607	9.5
7.5 m							*7376	*7376						*3473	*3473	10.51
6.0 m							*7844	*7844	*7049	*7049				*3484	*3484	11.15
4.5 m			*14 424	*14 424	*10 640	*10 640	*8620	*8620	*7391	7067				*3612	*3612	11.51
3.0 m			*17 768	*17 768	*12 267	*12 267	*9489	9402	*7829	6746				*3858	*3858	11.62
1.5 m			*19 390	*19 390	*13 511	12 672	*10 213	8848	*8196	6429				*4241	*4241	11.48
Ground			*19 811	19 076	*14 037	12 048	*10 580	8434	*8324	6182				*4824	4546	11.1
-1.5 m	*13 259	*13 259	*18 811	*18 811	*13 762	11 754	*10 419	8203	*8003	6054				*5711	5079	10.43
-3.0 m	*20 347	*20 347	*16 836	*16 836	*12 614	11 733	*9511	8175						*5361	*5361	9.42
-4.5 m	*17 697	*17 679	*13 593	*13 593	*10 266	*10 266	*7207	*7207								

345B L

Stick Demolition

4.0 m

Shoes

















600 mm

Bucket Capacity

2.0 m³

Bucket Weight

2190 kg

	3.0 m		4.5 m		6.0 m		7.5 m		9.0 m		10.5 m				m	
																
9.0 m														*2746	*2746	10.24
7.5 m									*5604	*5604				*2636	*2636	11.17
6.0 m									*6372	*6372				*2644	*2644	11.77
4.5 m							*7884	*7884	*6800	*6800	*4418	*4418	*2749	*2749	12.1	
3.0 m			*16 149	*16 149	*11 339	*11 339	*8840	*8840	*7323	6795	*6065	4899	*2951	*2951	12.21	
1.5 m			*18 712	*18 712	*12 816	*12 816	*9700	8912	*7802	6427	*6488	4702	*3269	*3269	12.08	
Ground	*7703	*7703	*19 634	19 147	*13 665	12 081	*10 256	8413	*8090	6120	*5934	4541	*3747	*3747	11.72	
-1.5 m	*12 245	*12 245	*19 236	18 697	*13 752	11 645	*10 347	8094	*8029	5921				*4461	4394	11.1
-3.0 m	*17 687	*17 687	*17 783	*17 783	*13 019	11 505	*9810	7974	*7354	5875				*5573	5218	10.17
-4.5 m	*20 987	*20 987	*15 164	*15 164	*11 270	*11 270	*8298	8079								
-6.0 m			*10 800	*10 800	*7 826	*7 826										



Load Point Height



Load Radius Over Front



Load Radius Over Side



Load at Maximum Reach

* Limited by hydraulic rather than tipping load.

The above loads are in compliance with hydraulic excavator lift capacity ratings standard ISO 10567, they do not exceed 87% of hydraulic lifting capacity or 75% of tipping capacity. Weight of all lifting accessories must be deducted from the above lifting capacities.

Standard Equipment

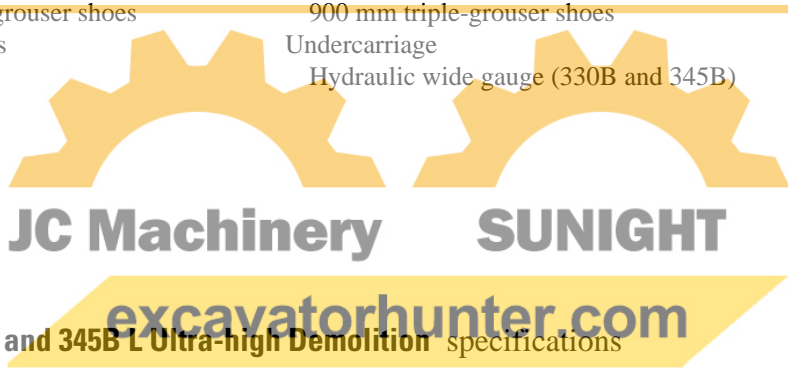
Standard and optional equipment may vary. Consult your Caterpillar dealer for specifics.

Air precleaner	Instrument panel with gauges	Heavy duty bottom guards
Alternator, 52-amp	Gauges and indicator lights for fuel level, coolant temperature and hydraulic oil temperature	Heavy duty underhouse
Automatic engine speed control	Light, interior	High ambient cooling
Automatic swing parking brake	Literature compartment	Hydraulic neutralizer lever for all controls
Auxiliary outletport on tank with screen	Lowering control devices	Lights, working
Bucket linkage	Low fuel indicator light	Frame mounted, one
B family on 325B and 330B	Joysticks, adjustable pilot-operated	Boom, both sides
C family on 345B	Prewired radio mounting	Cab mounted, two
Cat engines:	Positive filtered ventilation	Mirrors, frame and cab
325B L – 3116 TA diesel engine with 24-volt electric starting and air intake heater	Seat belt, retractable	Muffler
330B L – 3306 TA diesel engine with 24-volt electric starting and air intake heater	Seat, suspension, fully adjustable	Pre-start monitoring system
345B L – 3176 ATAAC diesel engine with 24-volt electric starting and air intake heater	Stationary skylight	Polycarbonate and glass windows
High visibility cab	Storage compartment suitable for a lunch box cooler	Power Mode Selector
Air conditioner with automatic climate control	Travel control pedals	Power train
Ash tray with cigar lighter	Two-speed auto shift travel	Return filter clogging alarm
Coat hook	Windshield wiper and washer	Water separator
Drink holder	Combined auxiliary hydraulic circuit	Work Mode Selector
Floor mat	Counterweight	Undercarriage
Heater and defroster	Door locks and caps locks with Caterpillar one-key security system	Hydraulic track adjusters
Horn	Falling object guard	Track-type sealed undercarriage
	Fine swing control	325B L – 800 mm triple-grouser shoes
	Full length track guiding guards	330B L – 750 mm triple-grouser shoes
	Fully pressurized hydraulic system	345B L – 600 mm triple-grouser shoes

Optional Equipment

(with approximate change in operating weight)

Refueling pump	Track 330B L:
Starting aid, cold weather	600 mm triple-grouser shoes
Starting aid, ether	600 mm Heavy duty triple-grouser shoes
Straight travel third pedal option	750 mm Heavy duty triple-grouser shoes
Sun screen	850 mm triple-grouser shoes
Track 325B L:	Track 345B L
600 mm triple-grouser shoes	600 mm Heavy duty double-grouser shoes
600 mm Heavy duty triple-grouser shoes	600 mm Heavy duty triple-grouser shoes
700 mm triple-grouser shoes	750 mm Heavy duty triple-grouser shoes
700 mm Heavy duty triple-grouser shoes	900 mm triple-grouser shoes
900 mm triple-grouser shoes	Undercarriage
	Hydraulic wide gauge (330B and 345B)



Cat '5-Star Customer Service'

When you purchase a Cat Ultra-high Demolition excavator, you know it comes with something unique and dependable – Cat '5-Star Customer Service' as delivered by your Cat dealer.

Cat '5-Star Customer Service' starts the moment you first contact your Caterpillar dealer and remains throughout the ownership of your Cat equipment.

Cat '5-Star Customer Service' means a partnership with your Cat dealer, gives peace of mind and lets you focus on your business. Cat '5-Star Customer Service' is all the products, services and people you can count on through the Caterpillar and Cat dealer network.

Cat '5-Star Customer Service' includes a wide range of services aimed at helping you keep the competitive edge in your business – key services include...

Equipment management services... to help you make a well informed purchase decision, one that best suits your particular needs and contributes in helping you achieve optimum profit in your business. Your Cat dealer can help you with the financial aspects related to owning and operating a piece of equipment, from machine selection, purchasing, financing or rental to projecting owning and operating costs.

Maintenance services... are the Caterpillar and Cat dealer products and services aimed at maximizing your machine's availability and performance and to enable you to operate your equipment at the lowest possible cost. Your Cat dealer offers a wide choice of maintenance products and tailored services to meet your specific needs.



Predictive services... helps you anticipate unscheduled repairs, maximize your equipment availability and save money. More uptime on the job and a machine that's always ready-to-run means increased earning capacity for you and peace of mind.

Reconditioning services... together with genuine Cat parts, offer you a wide choice of repair alternatives to keep your equipment working and minimize repair costs. Lower repair costs contribute to reduced operating costs and more profit potential for you.

Excellent off-the-shelf availability of genuine Cat parts, together with well-trained, experienced specialists and right-first-time repairs help you maximize your machines' availability and lower your operating costs.



"Cat 5-Star Customer Service is our commitment to provide you with the best equipment and services for the most cost effective solutions in your business."

Caterpillar and Cat dealers



325B L, 330B L and 345B L Ultra-high Demolition

HEHH2347 (0398) hr

Materials and specifications are subject to change without notice.
Featured machines in photos may include additional equipment.
See your Caterpillar dealer for available options.

© 1998 Caterpillar

JC Machinery

SUNIGHT

excavatorhunter.com

CATERPILLAR®